

page maps

Does design leave you feeling stuck? Sit back and relax.
We have a map for that!

Embrace the power of a project sketch and discover the many possibilities a single design scheme can offer. Let these creative maps guide your next project so you can spend more time enjoying the craft and less time worrying about the details.



Submit YOUR Work

This uplifting design was submitted in response to our call for projects on our website. We post a new sketch with each issue. Your name could be the next to grace this page. Check out our website for more info on our current project needs and how you can submit.

scrapbookandcards.com/submissions

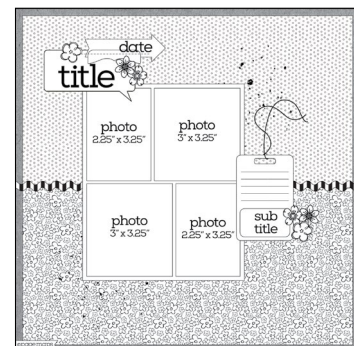
quick collages

Is a spring break adventure on the horizon? Then you'll want to dog-ear this magazine page as a scrapping resource. The sketch used here provides a photo collage that embraces the power of a photo mat. By applying white space around each picture, a group of landscape images can come together without feeling overwhelming or overly complicated.

this beautiful life

BY SERENA GEDLAMAM

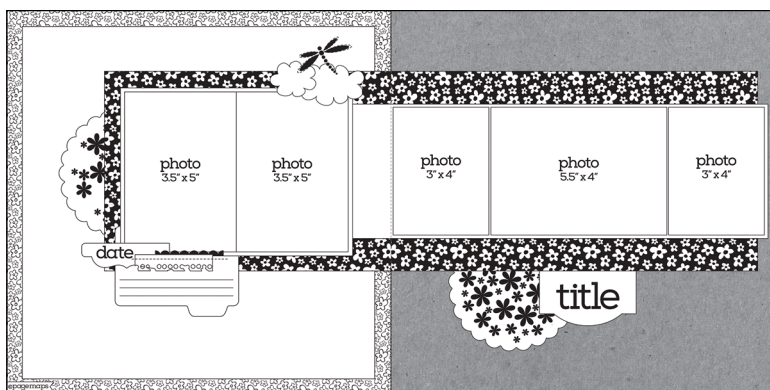
supplies CARDSTOCK: Bazzill Basics; PATTERNED PAPER, ACRYLIC SHAPES, BUTTON, FLAIR, PAPER CLIP, STICKERS: American Crafts; TAG: Fancy Pants Designs; SMART PHONE APP: InstaWeather; ADHESIVE: 3M; OTHER: Washi tape





linked by common colours

This design is a refreshing example of creating a two-page spread where only colour acts as the unifying element across the spread. Make this look your own. Simply follow the sketch, selecting two unique sheets of paper that share a common colour.





beautiful day

BY MEGHANN ANDREW

supplies CARDSTOCK: Bazzill Basics; PATTERNED PAPER: American Crafts, Crate Paper; DIE CUT SHAPES, STAMPS: American Crafts, Elle's Studio; INK: Stampin' Up!; STICKERS: American Crafts, Crate Paper, Elle's Studio, Studio Calico; CHIPBOARD: Crate Paper; RIBBON: American Crafts; BUTTONS: Crate Paper, Pink Paislee; ENAMEL DOTS: Crate Paper; TRANSPARENCY SHAPES: Kaisercraft; ADHESIVE: Stampin' Up!, Tombow

BONUS LAYOUT SKETCHES





single photo style

If a gorgeous page that puts your beloved front and center is something you treasure, we've got the sketch for you. The single photo and the framing accents will make any favourite image shine.

QUICK TIP: Switch out a basic paper mat and opt for a large shipping tag. It creates a cool tab. For added interest, avoid placing adhesive behind the top of the tag. This way, you can gently fold that space forward for extra lift.





treasure

BY NICOLE NOWOSAD

supplies CARDSTOCK, CHIPBOARD: American Crafts; PATTERNED PAPER, CLIP, STAMPS, STICKERS, TAGS, WASHI TAPE: Heidi Swapp; ENAMEL DOTS: Doodlebug Design, Simple Stories; MARKERS: Ranger Industries; INK: Tsukineko; FLOWERS: Prima Marketing; ADHESIVE: Therm O Web

BONUS CARD SKETCHES




The featured PageMaps are available for download on

our website. Find them at scrapbookandcards.com/bonus-files

supplies that stretch

If the idea of parting with paper scraps causes you pain, you'll love how this sketch was adapted to create these cards. Rather than a single focal element, the sentiments sit atop tiny stacks of pattern paper. This adaptation gives each card a burst and a boost. Don't be afraid to make any blueprint we offer your own to support your style and the supplies you have to use.

CARD SIZE 4¼ x 5½



make a wish

BY AMY COOSE

supplies CARDSTOCK: Bazzill Basics; PATTERNED PAPER, CHIPBOARD, DIE CUT SHAPES, SEQUINS, STICKERS, WOOD VENEER: Jilibean Soup; ADHESIVE: 3M

QUICK TIP: Want to add a bit of texture to your card without bulking it up too much? Pile on a little bundle of thread. It adds personality without making the card too bulky for an envelope.



ridiculously amazing

BY AMY COOSE

supplies CARDSTOCK: Bazzill Basics; PATTERNED PAPER, CHIPBOARD, DECORATIVE CLIP, DIE CUT SHAPES, STICKERS: Jilibean Soup; ADHESIVE: 3M; OTHER: Twine

use those scraps creatively today!