


inspiration

GALLERY





During her trip to Charleston, South Carolina, Marcia snapped all kinds of gorgeous photos of a tasty meal at this quaint, historic restaurant. Summer travel will present lots of fun photographic moments, so don't forget to capture everything—even down to the delicious foods you enjoy.

poogan's porch

BY MARCIA DEHN-NIX

supplies CARDSTOCK: Bazzill Basics; PATTERNED PAPER, DIE CUT SHAPES: Pebbles; LETTER STICKERS, ENAMEL DOTS: Fancy Pants Designs; TRIM: Darice; SPRAY INK: Heidi Swapp; ELECTRONIC CUT FILE: JustNick Studio; ADHESIVE: 3M

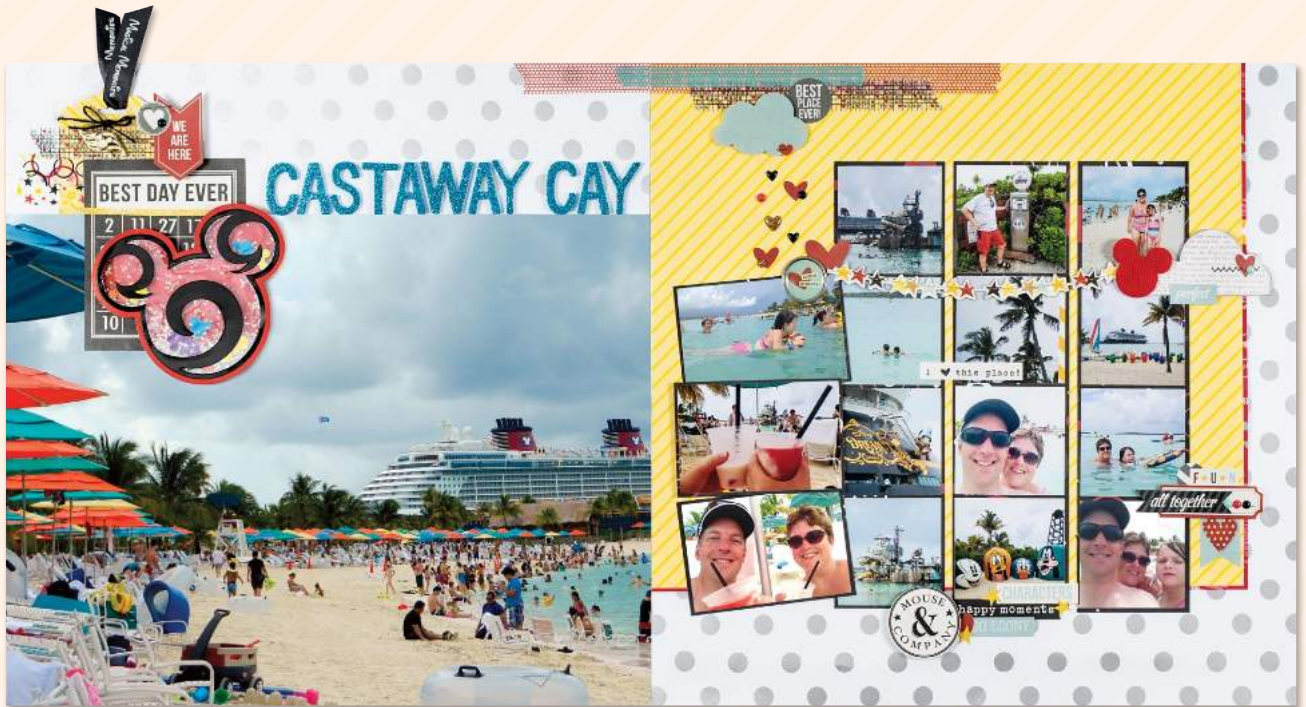
Summer often brings precious family moments when the kids are out of school and visits to friends and family are a little easier to schedule. Monique's pretty layout features a sweet family shot with lots of pretty florals. Those daisies just scream summer, and the gorgeous butterfly and stitched details add to the lovely factor.

thankful

BY MONIQUE LIEDTKE

supplies CARDSTOCK: American Crafts; PATTERNED PAPER, STICKERS, DIE CUT SHAPES, DECORATIVE TAPE: Pebbles; MARKER: Stampin' Up!; GLITTER PEN: Kuretake ZIG; FONT: Calibri; ADHESIVE: American Crafts





One large photo shows a spectacular beach scene (with a cruise ship in the background) on Darla's fun-filled double-page spread. The jumbo photo is the perfect balance to the 14 (YES, 14!) vacation photos on the right side. The colours of the umbrellas on the left work so well with the selfies, pool play, and delicious drinks on the right.

castaway cay

BY DARLA WEBER

supplies CARDSTOCK: Hobby Lobby; PATTERNED PAPER: Creative Imaginations, Queen & Co, Simple Stories; CHIPBOARD, STICKERS, DIE CUT SHAPES, BRADS: Simple Stories; LETTER STICKERS: American Crafts; EPHEMERA: Disney, Queen & Co; TRIM: Creative Imaginations, May Arts; DECORATIVE TAPE: Stampin' Up!, Queen & Co; PUNCHES: EK Success; SHAKER BOX: EK Success; ADHESIVE: Scrapbook Adhesives by 3L

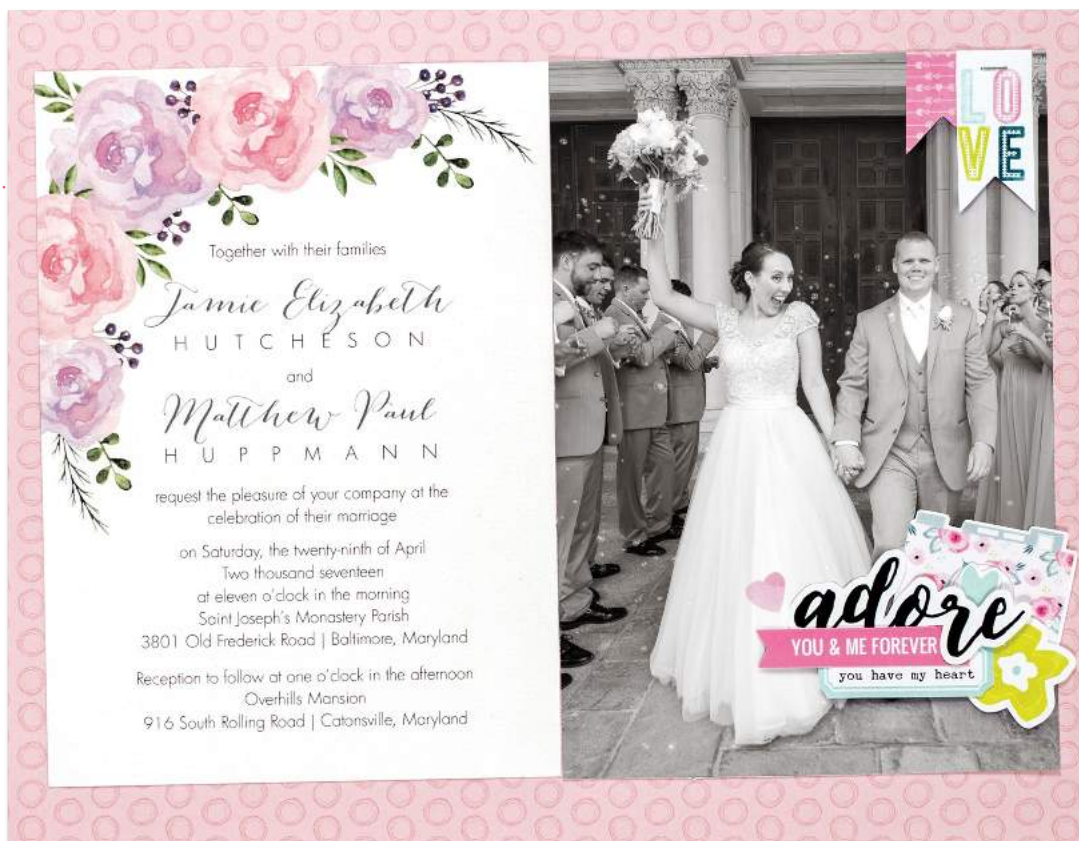
Mermaid Preslee Jae is such a cutie, and this layout celebrates her sweet and fun nature! We love all of Meg's delicious details from the lacy pink doily to the glittery bow and the beautiful patterned papers. Lots of stitching and that cute little wood accent take this layout to an A+.

hello girl

BY MEG BARKER

supplies PATTERNED PAPER: Webster's Pages, Crate Paper; STICKERS: Crate Paper, Heidi Swapp; LETTER STICKERS: American Crafts; WOOD VENEER: Studio Calico; ENAMEL BORDER: Little Yellow Bicycle; SEWING MACHINE: Janome; ADHESIVE: Therm O Web; OTHER: Doily





Headed to a wedding this summer? It's likely you are, and Nicole's layout is fantastic inspiration for capturing this important milestone in the lives of your loved ones. Feature the invitation to the event on the left and a snapshot of the happy couple on the right with a few added accents for a quick way to remember this moment.

adore

BY NICOLE MARTEL

supplies PATTERNED PAPER: Studio Calico; STICKERS, DIE CUT SHAPES, BANNERS: Pretty Little Studio; ADHESIVE: Creative Memories

Photo credit: Anne Canon

If you're attending a wedding this summer, it's always a wonderful and meaningful thing to create a handmade card for the bride and groom. Karin's adorable wedding card is filled with pretty sweetness and a beautiful floral wreath. It even looks like there's a little chick presiding over the ceremony. Congratulations, Mr. & Mrs. Bunny!

bride & groom

BY KARIN ÅKESDOTTER

supplies CARDSTOCK: Neenah; STAMPS: Avery Elle; INK, DIE: My Favorite Things; MARKERS: Copic; ADHESIVE: Tombow





Preserve your memories of the very best summer days with your bestie, your sister, your family, or your spouse by capturing fun photos on vacation. We love the happy smiles as these two ladies celebrate in Paris (so jealous!). Are they smiling because they're in Paris or is it the wine? We'll never know. *wink*

the very best day

BY BRANDE DAVISON

supplies CARDSTOCK: Bazzill Basics; PATTERNED PAPER, DIE CUT SHAPES, HEART CLIPS: Felicity Jane; LETTER STICKERS: Felicity Jane, Recollections; STICKERS: Heidi Swapp; STAMP: Trodat; ENAMEL DOTS: Stampin' Up!; PUNCH: Fiskars; ADHESIVE: Tombow

School's out for the summer, and it's time to explore! Marielle snapped this adorable photo of her son while they were visiting a water park in Quebec City. That smile says it all! And the gorgeous scallops take your eye right to the photo. Well done, Marielle!

you inspire me

BY MARIELLE LEBLANC

supplies CARDSTOCK: American Crafts; PATTERNED PAPER, STICKERS, LETTER STICKERS, DIE CUT SHAPES: Jilibean Soup; BUTTONS: Pink Paislee; PUNCHES: EK Success; ADHESIVE: Scrapbook Adhesives by 3L; OTHER: Twine





For many, summertime means trips to the lake cottage, and this photo is priceless. We can just imagine Nate, Owen, Max, and Ben recreating this photo for years to come! As Jen says in her journaling, it's next to impossible to get four boys under the age of 12 to sit still for a photo. But honestly, that's what makes this photo SO great!

gather together

BY JEN CAMPBELL

supplies CARDSTOCK, PEN: American Crafts; STAMPS: Ali Edwards, Technique Tuesday; INK: Tsukineko; LETTER STICKERS: Jilibean Soup; CHIPBOARD: Ali Edwards, Studio Calico; DIE CUT SHAPES, CARD: Ali Edwards; ADHESIVE: 3M; OTHER: Patterned paper, date stamp

A bicycle built for two and a newly married couple make for the sweetest handmade wedding card! We love the adorable scene that Elise created with the wedding chapel on the hill and cute hearts floating in the blue sky as the newlyweds start their journey together. And those cans on the back fender? Way too cute!

beautiful adventure

BY ELISE CONSTABLE

supplies CARDSTOCK: Recollections; STAMPS, INK, DIES: Lawn Fawn; MARKERS: Copic; INK BLENDER: Ranger Industries; ADHESIVE: Scotch, Tombow; OTHER: Gel pen





When Father's Day rolled around, Jennifer's family treated her husband to dinner with the whole family at his favourite restaurant. Brisket, burgers, biscuits, and Brussels sprouts and all kinds of heavenly delicious food made this a Father's Day to remember! We love how Jennifer included nine photos in her double-page spread, and there's still lots of white space for the eye to rest.

surly at the table

BY JENNIFER LARSON

supplies PATTERNED PAPER: American Crafts, Pink Paislee, Jilibean Soup; LETTER STICKERS: American Crafts, October Afternoon; CHIPBOARD, STICKERS, WOOD VENEER, ENAMEL DOTS, JOURNALING CARDS: Ali Edwards; PEN: Sharpie; ADHESIVE: Stampin' Up!, Scotch, Tombow

Oh, the summer fun on this happy layout by Lee-Anne! The balloons, carnival rides, and colourful circles pair so well with these cutie pie photos of Hanna mastering the art of hula hooping. Way to go, Hanna! We wonder what new things you'll learn this summer!

hula hooping

BY LEE-ANNE THORNTON

supplies CARDSTOCK: American Crafts; PATTERNED PAPER, CHIPBOARD, DIE CUT SHAPES, STICKERS, LETTER STICKERS: Echo Park Paper; PUNCHES: Marvy Uchida, Fiskars; ADHESIVE: Scotch, Scrapbook Adhesives by 3L



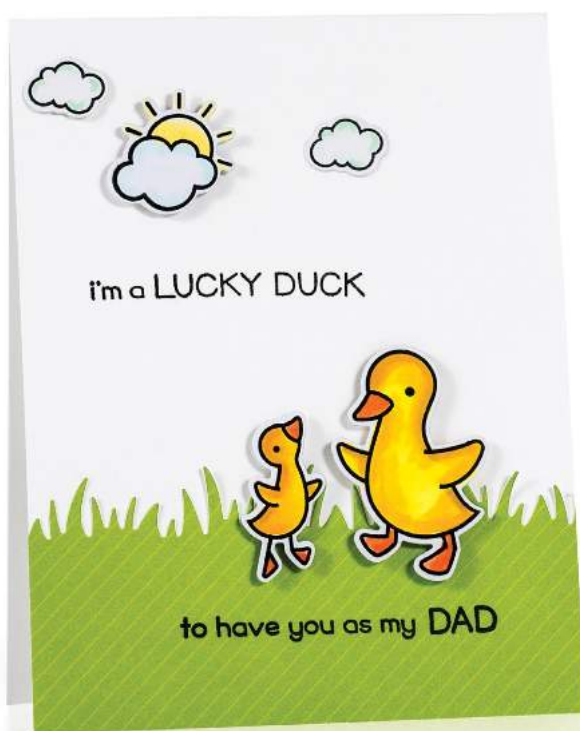


Want to pack lots of your summer activities onto one layout? Take a look at how Brianna included eight photos of family summer fun all on one double-page spread. We love that black background as a strong base, and by printing her photos with a white margin, there's a wonderful continuity to her design.

family

BY BRIANNA JOHNSON

supplies CARDSTOCK, PUNCH: The Paper Studio; PATTERNED PAPER: Carta Bella, Bella Blvd; CHIPBOARD: Bella Blvd, Jilibean Soup; ENAMEL DOTS: Bella Blvd; INK: Tsukineko; PAINT: DecoArt; PEN: Sakura of America; ADHESIVE: The Paper Studio, Pioneer Photo Albums



Dana's simple card doesn't mess around with fussy and girly elements. Instead, it's just papa duck and baby duck enjoying a beautiful day. This would be a cute card for your toddler to give to dad on Father's Day.

lucky duck

BY DANA JOY

supplies CARDSTOCK: Neenah, Copic; PATTERNED PAPER, STAMPS, DIES: Lawn Fawn; INK: Inkon3; MARKERS: Copic; ADHESIVE: Scrapbook Adhesives by 3L, Scotch



Huge tropical flowers take center stage on this fantastic layout by Ashley. The large, eye-catching floral border is tamed by the navy blue background giving attention to the cute beach photos. The patterned paper strips on the left and bottom of the photos “holds” them in place, and the metallic gold title adds a chic glitz. Who’s ready for a trip to Key West? We sure are!

key west

BY ASHLEY SMITH

supplies CARDSTOCK: Bazzill Basics; PATTERNED PAPER, STICKERS, DIE CUT SHAPES: Bella Blvd; LETTER STICKERS: American Crafts; PEN: Uni-Ball; ADHESIVE: Therm O Web

Oh, this sweet card. Even if you don’t love camping, this card just might change your mind! Notice how Jill masked off her little scene at the slightest uphill angle. Who knew that the smallest tilt could make so much difference in a design? Brilliant. And that starry sky? That’s all kinds of spectacular, too.

happy trails

BY JILL DEWEY HAWKINS

supplies CARDSTOCK: Neenah, My Favorite Things; STAMPS, DIES: Lawn Fawn; INK: Lawn Fawn, Ranger Industries, Tsukineko; PAINT: Plaid; MARKERS: Copic; PEN: Uni-ball; INK BLENDER: Ranger Industries; ADHESIVE: Scor-Pal, Tombow





A trip to the Houston Zoo resulted in some pretty great memories for Majken and her family. We love how she created a photo collage with four of her favourite photos and printed it with white margins for a quick grid. The rest of the layout allowed for the addition of a gorgeous cut file backed with pretty papers and all sorts of yummy accents. Good stuff, indeed.

the good stuff

BY MAJKEN PULLIN

supplies CARDSTOCK: American Crafts; PATTERNED PAPER, STICKERS, DIE CUT SHAPES, BUTTONS: Fancy Pants Designs; ENAMEL DOTS: My Mind's Eye; ELECTRONIC CUT FILE: SCT Magazine; ADHESIVE: 3M, Scrapbook Adhesives by 3L

Stephen's card radiates the summer heat of the desert with warm kraft cardstock and several potted cacti. We love his colourful pots and wonderful shading!

life doesn't have to be perfect

BY STEPHEN KROPP

supplies CARDSTOCK: Neenah; STAMPS: Stamping Bella; INK: Tsukineko; MARKERS: Copic; PIGMENT POWDER: Tonic Studios; DIES: Stamping Bella, Simon Says Stamp; ADHESIVE: 3M, Tombow; OTHER: Gel pen

