

page maps

Want to kick-start your next design? With *PageMaps* you'll be inspired to create in no time flat!

Embrace the power of a project sketch, and soon you'll begin to visualize the possibilities! Let these creative maps guide your next creation so you can spend more time enjoying the process and less time trying to figure out where to start.



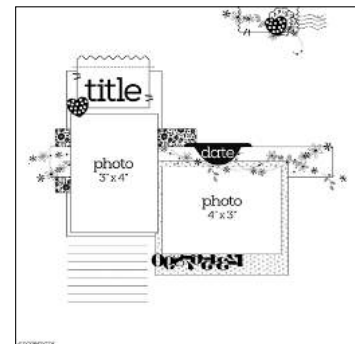
lovely rufous hummingbirds

BY TAMMY HAWES

supplies CARDSTOCK, ENAMEL DOTS: Stampin' Up!; PATTERNED PAPER, STICKERS: BasicGrey; LETTER STICKERS: American Crafts, October Afternoon; SPRAY INK: Ranger Ink, Heidi Swapp; ELECTRONIC CUT FILE: Cricut; ADHESIVE: Scrapbook Adhesives by 3L

play with the sketch

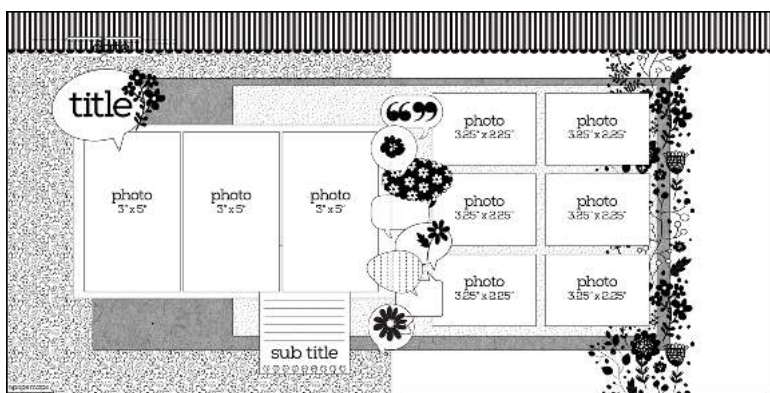
Tammy's layout strays from the sketch quite a bit. And that's OK! If there's one thing that's constant in our creativity, it's to have fun and go with the flow. The flourish on the top right of the sketch appears on the left side in Tammy's pretty layout, and while she has three photos rather than two (always a bonus!), her feminine touches with the floral papers, lace, and free-flowing flowers mimic the original sketch.





go your own way

Lorilei's inspiration is obvious with the three photos on the left of her fun double-page spread and a flurry of florals on the right side. The sketch features six photos on the right (and a total of nine photos altogether—WOW!), but Lorilei eliminated three photos to play with embellishments in that space. Let the sketch give you a start, and see where your creativity takes you!

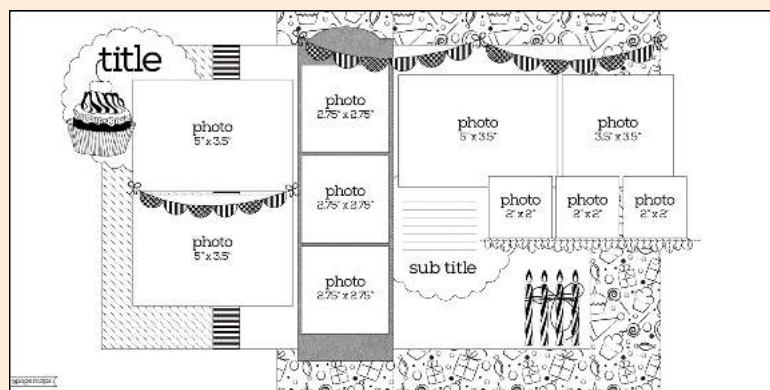
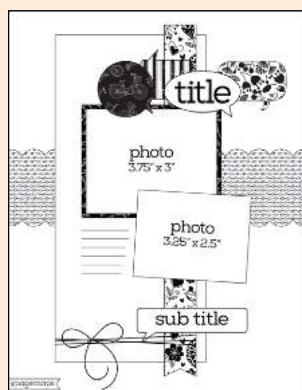




river adventure

BY LORILEI MURPHY

supplies CARDSTOCK: Bazill Basics; PATTERNED PAPER: American Crafts, Photo Play Paper, Pink Paislee; CHIPBOARD, FLAIR, LETTER STICKERS, TAGS: American Crafts; STICKERS: Photo Play Paper, Pink Paislee; DIE CUT SHAPES: Photo Play Paper; ENAMEL SHAPES: Pinkfresh Studio; ELECTRONIC CUT FILES: Felicity Jane, Paige Evans; ADHESIVE: 3M

BONUS LAYOUT SKETCHES





play with the sketch

Our 8½ x 11 sketch features four photos, and it's the perfect opportunity to focus on the details of a big event. Laura's fresh and lovely design conveys all the prettiness that a wedding involves, and it follows the sketch quite closely. You can definitely see the connection with the floral patterned paper at the top, the title in a circle, and the tag hidden below the photos.

DESIGN TIP: The left portion of the layout is the perfect spot to load up on photos and fussiness because the right side leaves lots of space for the eye to rest. To learn more about expertly using white space, don't miss our *Design School* column on page 37.





sweet details

BY LAURA WHITAKER

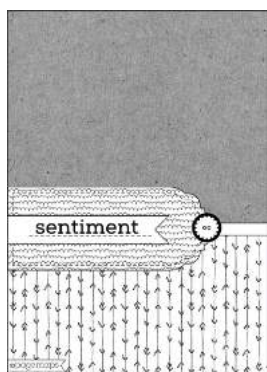
supplies CARDSTOCK: Fancy Pants Designs, Staples; PATTERNED PAPER, DIE CUT SHAPES, STICKERS: Simple Stories; INK: Clearsnap; STICKERS: My Mind's Eye; LETTER STICKERS: Fancy Pants Designs; TRIM: The Twinery; RIBBON: Stampin' Up!; FONT: Typenokside; ADHESIVE: 3M

BONUS CARD SKETCHES



The featured PageMaps are available for download on our website. Find them at scrapbookandcards.com/sketches

DESIGN TIP: Elongate the sketch for a simple way to create a whole new design.



DESIGN TIP: Add a little thread to your button for texture and detail.

play with the patterns

Celebrate the vivid colours of summer in bold and cheery cards like these two that Sheri created based on our card sketch. The large *hello* works well with a horizontal design, so Sheri elongated the sketch in her first card. This simple card focuses on the sentiment, and the layered banners and button hearken to the original sketch. Sheri's vertical card is a direct interpretation of the sketch, though she adds a bit extra in the white space toward the top. The crayons are anchored by the line of the sentiment, so this design feels balanced and fun!

hello

BY SHERI REGULY

supplies CARDSTOCK: Bazzill Basics; PATTERNED PAPER, EPHEMERA: American Crafts; ENAMEL DOTS: My Mind's Eye, Simple Stories; DIES: My Favorite Things, Papertrey Ink; ADHESIVE: Scrapbook Adhesives by 3L, Xyron; OTHER: Button, corner rounder punch

you color my world

BY SHERI REGULY

supplies PATTERNED PAPER, DECORATIVE BRAD, EPHEMERA: American Crafts; STICKERS: Crate Paper, Pinkfresh Studio; ENAMEL DOTS: Simple Stories; DIES: My Favorite Things, Papertrey Ink; FONT: Arial; ADHESIVE: Scrapbook Adhesives by 3L, Xyron; OTHER: Cork, pinking shears

Start with a sketch today!



Submit YOUR Work

We post a new page sketch for each issue we're working on and select a layout created from it to include in the magazine. If you'd love to see your layout in this article, check out our website for more information about how you can submit. scrapbookandcards.com/current-call