



# inspiration

GALLERY





**Back to school layouts aren't just for elementary school students!** Celebrate teens and their academic endeavors, too. We love the pretty array of patterned papers, stitching, and glittery accents that Monique gathered around the photo of her daughter. And speaking of stitching, how awesome is the stitching that she did for the word school in her title? So inspiring!

## back 2 school

BY MONIQUE LIEDTKE

**supplies** CARDSTOCK, LETTER STICKERS, TRIM, DIES, PEN: American Crafts; PATTERNED PAPER, DIE CUT SHAPES, TAGS, DECORATIVE TAPE: Pebbles; SPRAY INK: Prima Marketing; PUNCHES: Stampin' Up!; FONT: Cocogoose; ADHESIVE: Therm O Web

**Nicole's touching letter to her son, Edward,** conveys all of the doubts she had about becoming a mother and the joy that it brought despite her fears. The heartfelt words and the endearing photo just tug at those heartstrings! Nicole kept her design simple with the focus on the beautiful journaling and some muted patterned papers to capture the introspection of the design. Printing the photo in black and white also allows the letter to be the focus.


## sweet life

BY NICOLE MARTEL

**supplies** CARDSTOCK: My Mind's Eye; PATTERNED PAPER, STICKERS: Bella Blvd; LETTER STICKERS, BANNERS: Pretty Little Studio; DIE CUTS: Bella Blvd, Pretty Little Studio; ADHESIVE: Creative Memories







Even if you don't love Halloween, when your children get old enough, they can pour their hearts into the tedious task of decorating so that you don't have to! Alison admits that she faked a love for Halloween when her kids were little, but now she's happy to hand over the duties to her daughter, Marley. What struck us about this layout in particular were those beautiful trees. Thanks for being so glorious, autumn!

## making it spooky

BY ALISON DAY

**supplies** CARDSTOCK: Recollections; PATTERNED PAPER: Stampin' Up!, My Mind's Eye; LETTER STICKERS, DECORATIVE TAPE: Pebbles, American Crafts; CHIPBOARD, ENAMEL DOTS: My Mind's Eye; DIE CUT SHAPES: Teresa Collins, Pebbles, American Crafts; JOURNALING CARD: Recollections; BUTTONS: Teresa Collins; SPRAY INK: Ranger Industries, Studio Calico; PEN: Sakura; ADHESIVE: Aleene's, Therm O Web

The beautiful simplicity of Elyse's design matches the essential attitude of gratitude that we feel when fall rolls around. The woodgrain background, the scalloped oval, and the little heart feel just perfect. And how beautifully is that pumpkin coloured?

## gratitude changes everything

BY ELYSE MENDER

**supplies** CARDSTOCK, PATTERNED PAPER: Lawn Fawn; STAMPS: Right At Home; DIES: Right At Home, wPlus9, Lawn Fawn; INK: Gina K. Designs; COLOURED PENCILS: Faber-Castell; DIMENSIONAL GLAZE: Tonic Studios; ADHESIVE: Scrapbook Adhesives by 3L, 3M, Kokuyo







**What is it about fall that gives us such a sense of family?** Perhaps it's the waning of the year and the desire to embrace those we love. Jennifer's layout chronicles a family excursion to the apple orchard, and it includes 14 (whoa!) photos on a double-page spread with plenty of room left over for journaling. We love the title that goes vertically and how she used white margins on her photos for continuity in her design.

## autumn orchard

BY JENNIFER LARSON

**supplies** CARDSTOCK: Bazzill Basics, Stampin' Up!; PATTERNED PAPER: Studio Calico; STAMPS: CZ Design for Simon Says Stamp; INK, CHALK: Stampin' Up!; STICKERS: October Afternoon, Stampin' Up!; WOOD VENEER: Jenni Bowlin Studio; PEN: Project Life; FONT: Cambria; ADHESIVE: 3M, Tombow



**Majken brings focus to a favourite shot of her family enjoying the outdoors** together by framing it with earthy and muted patterned papers, stitching detail, and a few accents. Though she's surrounded by three guys, the florals work in their less saturated hues, and the black background brings a strength to her design. Journaling is tucked behind the focal photo on a tag, and she's even added two more smaller photos on the top right. What a treasure!

## thankful

BY MAJKEN PULLIN

**supplies** CARDSTOCK: American Crafts; PATTERNED PAPER: Fancy Pants Designs; DIE CUT SHAPES, TRIM, JOURNAL TAG, FLOWERS: Make A Pretty Life; ENAMEL DOTS: My Mind's Eye, Simple Stories, Pebbles; ELECTRONIC CUT FILE: JustNick; ADHESIVE: GlueDots, 3M





Halloween is such a fun time for kids, and the planning for “What will I be this year?” begins well in advance of the big day. Once October 31st rolls around, we can’t wait to share the alter egos our children have chosen. Lots of manufacturers make fun collections to commemorate Halloween, and we love how Laura used the Spooktacular line from Bella Blvd. And daddy holding twin bumblebees? Too stinking cute!

## trick or treat

BY LAURA ALBERTS

**supplies** CARDSTOCK: Bazzill Basics, Recollections; PATTERNED PAPER, TRANSPARENCY, STICKERS, DIE CUT SHAPES, DECORATIVE TAPE: Bella Blvd; LETTER STICKERS: American Crafts; ENAMEL DOTS: Freckled Fawn; FOAM SHEETS: Crafter’s Square; ADHESIVE: Therm O Web

Crisp stripes and an adorable black cat inside a carved-out pumpkin bring serious spooky-cuteness to Kelli’s delightful Halloween card. By sticking to the traditional colour palette for the holiday, this design is simple and perfect. A few shiny sequins add sparkle, and the vellum gives a hint of mystery. And bravo on the shading of that cat!

## happy haunting

BY KELLI COOL

**supplies** CARDSTOCK, INK: Gina K. Designs; PATTERNED PAPER: My Favorite Things; VELLUM, STAMPS: Simon Says Stamp; EMBOSSING POWDER, DIES: Lawn Fawn; MARKERS: Copic; SEQUINS: Studio Katia; ADHESIVE: Ranger Industries







Ahhhh, a visit to the pumpkin patch—a fall tradition that always results in fun photos.

And that smile says this is the perfect pumpkin and an equally awesome day! And oh my goodness, that pumpkin is almost as big as Lee-Anne's stinkin' cute little guy! We love the fun strips of patterned paper Lee-Anne fashioned into a design element, and the aqua stitching pulls it all together marvelously.

## hello fall

BY LEE-ANNE THORNTON

**supplies** PATTERNED PAPER, DIE CUT SHAPES, STICKERS: Echo Park Paper; SEQUINS: Fancy Pants Designs; ADHESIVE: Tombow, 3M

Tammy has a knack for nature photography, and this beautiful shot of a toadstool littered with pine needles is no exception. When you find a favourite fall photo, make it the centerpiece of a layout all its own. By gathering all of the elements into the middle of the layout, Tammy's design almost ends up like a glorified photo mat with all of that gorgeous white space.


## autumn walks together

BY TAMMY HAWES

**supplies** CARDSTOCK, DIES, ADHESIVE: Stampin' Up!; PATTERNED PAPER, DIE CUTS: Simple Stories; FLAIR, TAG, STICKERS: Cocoa Daisy







Kids love face painting (#fact), and as the design comes together, they are eager to see the result. Chelsea's son looks none too sure of how this will all pan out, but in the end, she captures his happy smile. We love her clever title with the *not* so in a different colour and the big patterned paper XOXO, and the speckled background really showcases the photos.

## not so scary face

BY CHELSEA MILLER

**supplies** CARDSTOCK: Bazzill Basics; PATTERNED PAPER, CHIPBOARD: Echo Park Paper; LETTER STICKERS: American Crafts, Doodlebug Design; ENAMEL DOTS: Doodlebug Design; ADHESIVE: Scrapbook Adhesives by 3L

You know what autumn means, right? All the pumpkin things! Suzanna pays tribute to the delectable favourite fall flavor on this cool layout featuring her daughter enjoying pumpkin pie blended with vanilla custard. Looks delicious, doesn't it? Take a cue from Suzanna, and share some of the little things that delight you about fall on a layout.

## sweet taste of fall

BY SUZANNA LEE

**supplies** CARDSTOCK: Bazzill Basics; PATTERNED PAPER: American Crafts, Echo Park Paper, Pebbles, 1canoe2; STICKERS: Simple Stories; LETTER STICKERS: Simple Stories, American Crafts; DIE CUT SHAPES: Pretty Little Studio; TRIM: May Arts; CORK: Elle's Studio; PAINT: Premo, Ranger Industries; PEN: American Crafts; DIES: Avery Elle, Lawn Fawn; ELECTRONIC CUT FILE: Silhouette America; ADHESIVE: 3M







**Whether you're hosting Thanksgiving at your house this year or not,** Dorymar's pretty 3D design is sure to capture your imagination for the holiday. An electronic cut file can take any Thanksgiving celebration from ho-hum to holy wow in no time! We love the fanciful floral roof and the polka-dotted siding she chose, and the yellow gingham is the perfect "neutral" to bring it all together. Welcome home!

## thankful home

BY DORYMAR PÉREZ

**supplies** CARDSTOCK: American Crafts; PATTERNED PAPER, CHIPBOARD SHAPES, STICKERS, DIE CUT SHAPES: Simple Stories; ELECTRONIC CUT FILE: Silhouette America; ADHESIVE: American Crafts, Art Glitter, Scor-Pal

**Autumn radiates with texture and vibrant colours, and Miriam captures the beauty in her gorgeous design.**

Her background begins with expertly blended distress inks in four shades, and then she added depth and interest with a few spritzes of water. With a little embossing paste and a stencil, her beautiful design takes flight.

## thank you

BY MIRIAM PRANTNER

**supplies** CARDSTOCK: Papertrey Ink; WATERCOLOUR PAPER: Canson; STAMP, STENCIL: Altenew; INK: Tsukineko, Ranger Industries; EMBOSSING POWDER: Ranger Industries; EMBOSSING PASTE: Dreamweaver Stencils; SEQUINS: Neat & Tangled; ADHESIVE: 3M, GlueDots








As the leaves begin to fall and the air turns cooler, it's likely you'll begin thinking about a photo shoot for your Christmas card, right? Nature is such a perfect backdrop for these yearly photographic sessions, but why wait for Christmas to gather those photos on a layout? Marcy shares five photos of her family of three on this sweet double-page spread. And we love all of that PINK which blends nicely with the oranges, greens, and aquas.

## thankful for family

BY MARCY JOHNSON

**digital supplies** PAPERS, EMBELLISHMENTS: Bella Blvd; Illustrated Faith

Photos by: Josh Witzel



## Mona's whimsical card is so much FUN!

Her unconventional use of a rainbow patterned paper doesn't feel out of place with the spare trees, autumnal berries, and fallen leaves. The adorable dinosaur clutching a golden leaf and the fanciful mushrooms skyrocket her card into the cute-osphere! The details she added with a white gel pen really take her clever card to the next level. Rawr also means, "We love it!"

## rawr means fall

BY MONA TÓTH

**supplies** CARDSTOCK: Neenah, American Crafts; PATTERNED PAPER, STAMPS, DIES, ADHESIVE: Lawn Fawn; INK: Lawn Fawn, Ranger Industries; EMBOSSING POWDER: Altenew; MARKERS: Copic





When you snap a pretty fall photo of your girl on the porch with her favourite infinity scarf on, you'll want to remember this precious moment in time. We love the gorgeous floral cut file with warm patterned paper behind it on Marcia's layout. One of our favourite touches is the feminine bow that anchors the title. Here's to the beauty of autumn!

## welcome fall

BY MARCIA DEHN-NIX

**supplies** CARDSTOCK: Bazzill; PATTERNED PAPER, CHIPBOARD, DIE CUT SHAPES, BRADS: Carta Bella; SPRAY INK: October Afternoon, Heidi Swapp; PAINT: Faber-Castell; ELECTRONIC CUT FILE: JustNick; ADHESIVE: 3M; OTHER: Paper bow

A webby yellow stenciled background sets the tone for the silly bat hanging out on this wonky and cute design by Jill. She incorporates lots of fun details on her design with flecks of black ink for texture and jagged stitching to anchor the bat. The white on white base gives this card such a clean and finished look. Simply BOO-tiful!

## boo

BY JILL DEWEY HAWKINS

**supplies** CARDSTOCK: Neenah; STAMPS, DIES: Paper Smooches; INK: Tsukineko, Lawn Fawn, Ranger Industries; PAINT: Delta; STENCIL: Neat & Tangled; MARKERS: Copic; ADHESIVE: 3M, Kokuyo

