

ideas, insights
& inspiration

3is



ode to mom & dad

Whether you're a mom, a daughter, or a granddaughter, those who brought you up likely hold a pretty special place in your heart. Make room in your scrapbook to celebrate your own parenthood or pay tribute to those who nurtured you as a child and inspire you as an adult. BY SUSAN R. OPEL

creative cards 51

design your story 57

make it mini 60

inspiration gallery 63

What are some different ideas to pay tribute to motherhood and fatherhood?



celebrate the hustle

With two teens in her life, Stacy regularly battles Los Angeles traffic carting her daughters everywhere, but she doesn't mind at all! She treasures the time to chat about what's going on in their lives and as she says, "...they occasionally listen politely" when she tells them about her day. Stacy knows that all too soon these precious moments together will become few and far between.

DESIGN TIP: Format your journaling in a circle and adhere it to a coordinating shape. Stacy took her journaling spot to the next level by adding stitching and rhinestones giving it added interest and a bit of star quality.

uber mom

BY STACY COHEN

supplies CARDSTOCK: Bazzill Basics; PATTERNED PAPER, STICKERS: Photo Play Paper; LETTER STICKERS: American Crafts; DIE CUT SHAPES: Fancy Pants Designs, Photo Play Paper; GEMS: Queen & Co.; CRYSTAL CIRCLE, FLOWERS: Prima Marketing; DIE: Lawn Fawn; ADHESIVE: Scrapbook Adhesives by 3L, Therm O Web; OTHER: Embroidery floss

2 lessons learned

Chances are your dad has always been full of advice, right? Gather those wise words from dad in one spot so that you can remember them always. Lisa's nostalgic layout features six vintage photos of her dad (and her!), and they are expertly paired with one of her dad's lessons in life.

DESIGN TIP: Start with a strong title in the middle of the page with dimension and varying sizes of fonts in script and block letters and surround the title with supporting photographs.

lessons from dad

BY LISA DICKINSON

supplies CARDSTOCK: Bazzill Basics; PATTERNED PAPER: Carta Bella, Echo Park; STAMPS: Michaels; INK: Stampin' Up!; LETTER STICKERS: Pink Paislee; THREAD: DMC; BUTTONS: BasicGrey; ENAMEL DOTS: My Mind's Eye; FONTS: Typenokside, Sareeka Free; ADHESIVE: American Crafts, Scrapbook Adhesives by 3L



3 becoming grandpa

Meghann took a then and now approach to narrate the differences

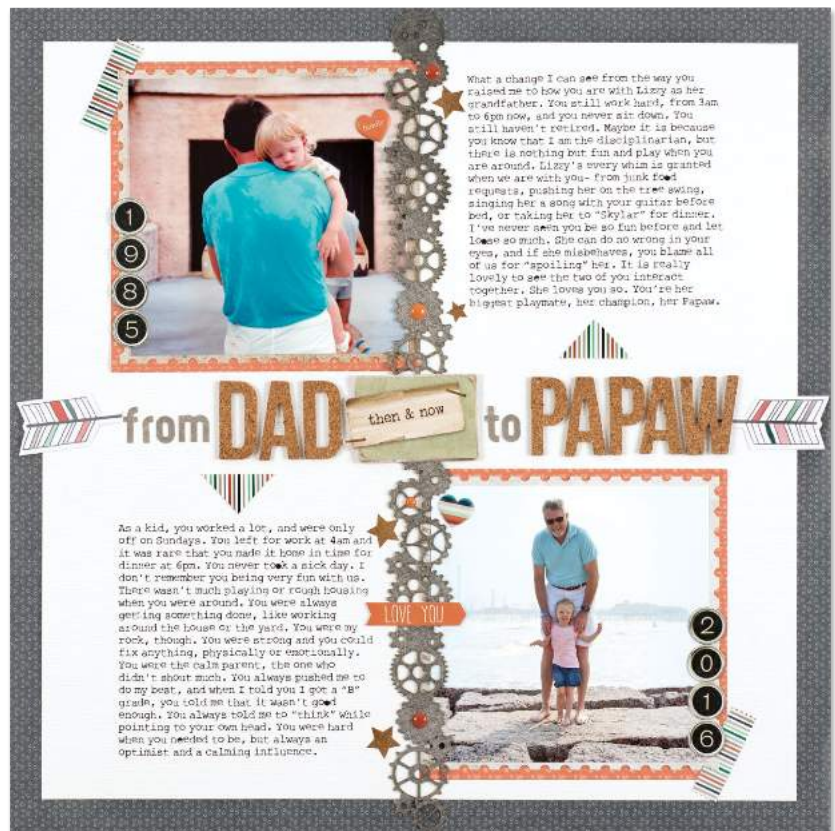
between her dad as her father and her dad as papaw to Lizzy. The picture on the left is Meghann with her dad and then on the right Meghann's daughter with her grandfather. Meghann ends her journaling with, "You're her biggest playmate, her champion, her Papaw." *collective awww*

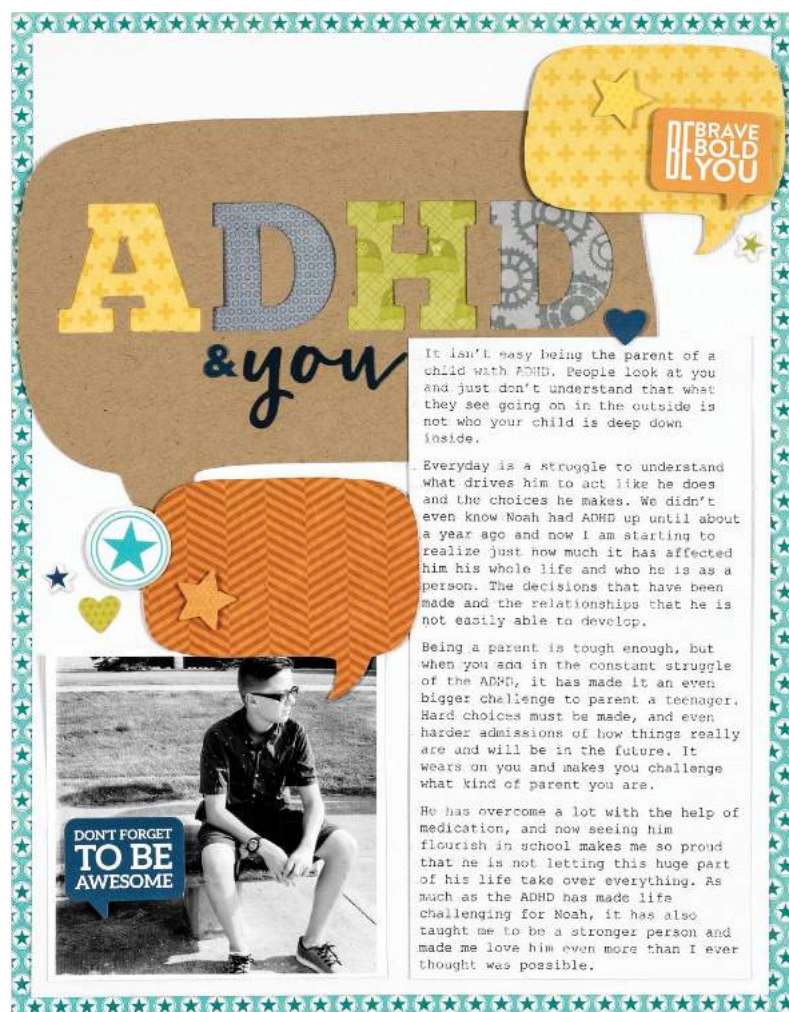
DESIGN TIP: When creating a comparison layout, split it in half for easy comprehension and flow. Meghann divided her page with the gears, and patterned triangles point to the journaling that corresponds with each photo.

from dad to papaw

BY MEGHANN ANDREW

supplies CARDSTOCK: Bazzill Basics; PATTERNED PAPER, DIE CUT SHAPES: Close To My Heart; LETTER STICKERS: American Crafts, Elle's Studio; STICKERS: American Crafts, Close To My Heart, Studio Calico; ENAMEL DOTS: Simple Stories





tell a hard story

Being a parent is never easy, and sometimes it can seem like the hardest thing we'll ever do. While creating layouts about birthdays and vacations comes naturally, taking the time to remember the difficult parts can be therapeutic. As Nicole says in her journaling, "As much as the ADHD has made life challenging for Noah, it has also taught me to be a stronger person and made me love him even more than I ever thought was possible." And that is true blue love.

DESIGN TIP: Empty speech bubbles let the journaling block do the talking.

adhd & you

BY NICOLE NOWOSAD

supplies CARDSTOCK: American Crafts; PATTERNED PAPER, LETTER STICKERS, STICKERS: Jillibean Soup; FONT: Typical Writer; ELECTRONIC CUT FILE: Scrapbook & Cards Today



Get a free download of Nicole's speech bubble cut file. There's so many things that you can say!

scrapbookandcards.com/bonus-content



tell your story


Paige's artsy layout radiates the joy she feels as a mom. The touching photo of her children with big grins and Paige looking down at them with adoration is so precious that it begs for a page of its own. Brilliant blooms add to the colour these two bring to her life, and her sweet handwritten journaling completes the layout perfectly.

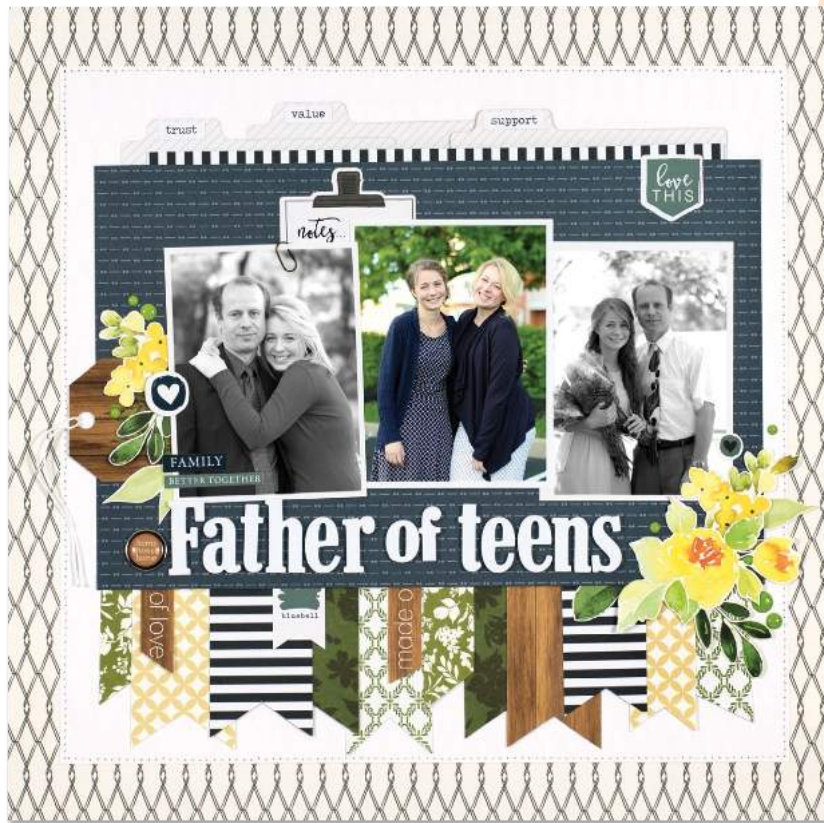
DESIGN TIP: Start with a dark background to bring the vivid flowers and photo to life. Add paint splashes for added interest.

mom happiness

BY PAIGE EVANS

supplies PATTERNED PAPER, CHIPBOARD STICKERS, DIE CUT SHAPES, STICKERS, WASHI TAPE: Pink Paislee; PAINT: Apple Barrel; WATERCOLOURS: Loew Cornell; PEN: Sharpie; ADHESIVE: Scrapbook Adhesives by 3L





honouring dad

There's nothing like a dad's love for his daughters, and Anya wanted to

capture her husband with their two teen daughters in a layout. She included the words *trust*, *value*, and *support* on tabs across the top of the layout to describe the relationship he has with them.

DESIGN TIP: Sometimes journaling is too personal to leave out in the open, so in this case, Anya hid her journaling on a tag behind the photos.

father of teens

BY ANYA LUNCHENKO

supplies CARDSTOCK, PATTERNED PAPER, DIE CUT SHAPES, STICKERS: Carta Bella; LETTER STICKERS: American Crafts; BRADS, DIES, ENAMEL DOTS: Echo Park; ADHESIVE: Scrapbook Adhesives by 3L

celebrate adoption

Virginia counts May 26 as her **Family Forever Day** when her adopted daughter was placed in her arms for the very first time. The red thread quote and ladybugs have been embraced by many families in the international adoption community as a symbol of love, hope, and destiny. How appropriate is the red thread that Virginia wove through the tops of the three tags in her layout!

DESIGN TIP: Add subtle details to your design to convey the overall message. The tree with the hearts all over it captures the idea that now her daughter is a part of her family tree!

family forever day

BY VIRGINIA NEBEL

supplies CARDSTOCK: Bazzill Basics; PATTERNED PAPER, JOURNALING CARDS, STICKERS: Photo Paper Play; CHIPBOARD: American Crafts; ENAMEL DOTS: Simple Stories; PUNCH: QuicKutz; ELECTRONIC CUT FILE: Silhouette America; ADHESIVE: Scrapbook Adhesives by 3L





the kids' perspective

Get your kids in the game and have them help you create a **Top 10 list of reasons** that your husband is the best dad ever. Sheri's kids came up with some good ones: "Best Nacho Maker," "Karaoke Chauffeur Driver," and "Video Game Opponent." What would your kids say? No matter what, it's sure to bring a smile to dad's face!



Get a free download of Sheri's Top Ten title cut file. What will make your Top Ten list?

scrapbookandcards.com/bonus-content



DESIGN TIP: By printing the photo in black and white, the photo captures dad with the kids, and the colourful stars highlight the Top Ten list.

top 10

BY SHERI REGULY

supplies CARDSTOCK: American Crafts, Bazzill Basics; PATTERNED PAPER: Crate Paper, Pink Paislee; STAMPS, CHARM, EPHEMERA, STICKER: Crate Paper; BUTTONS: American Crafts; ENAMEL DOTS: American Crafts, My Mind's Eye; FONT: Courier New; ADHESIVE: Scrapbook Adhesives by 3L, Xyron; ELECTRONIC CUT FILE: Scrapbook & Cards Today; OTHER: Paper clip