

# inspiration

GALLERY





At first glance, this layout looks like a typical bunch of kids enjoying a wintry day, but as residents of Phoenix, AZ, Kim's desert-dwelling family found extra-special joy in their snow play! We love this happy and well-balanced double-page spread with lots of white space and five photos. The punches of pink give this layout lots of flair.

## snow happy

BY KIM KESTI

**supplies** CARDSTOCK, VELLUM, LETTER STICKERS, ENAMEL DOTS, GLITTER, DIES, DECORATIVE TAPE, ADHESIVE: Fun Stampers Journey; FONT: American Typewriter



There's something so sweet about little girls dressed in red for Valentine's Day! Aimee's daughter is simply beaming in the photo on the left. Take the bones of this layout with two photos and a patterned paper rectangle in the middle as an effective sketch to mimic. Aimee's paint splatches and riot of hearts makes this a delightful design!

## xoxo happy valentine's day

BY AIMEE KIDD

**supplies** CARDSTOCK: American Crafts; PATTERNED PAPER, STICKERS, DIE CUT SHAPES: Photo Play Paper; WOOD VENEER, SEQUINS: Studio Calico; PAINT: Martha Stewart Crafts; PUNCHES: Fiskars; ELECTRONIC CUT FILES: Neat N Crafty Cutz; ADHESIVE: Therm O Web





**Brrrrrr** is our initial reaction to Ronda's layout, and rightfully so. As a resident of Yellowknife, Northwest Territories, she doesn't shrink from winter's mighty blast. The patterned paper for her background masterfully conveys the theme of her layout, and the photos of bundled up humans show just how cold it gets and just how hearty Canadians are! We love all of the purples and pinks she chose and the glistening touches of gold.

## everyday north of 60 adventure

BY RONDA IVENS

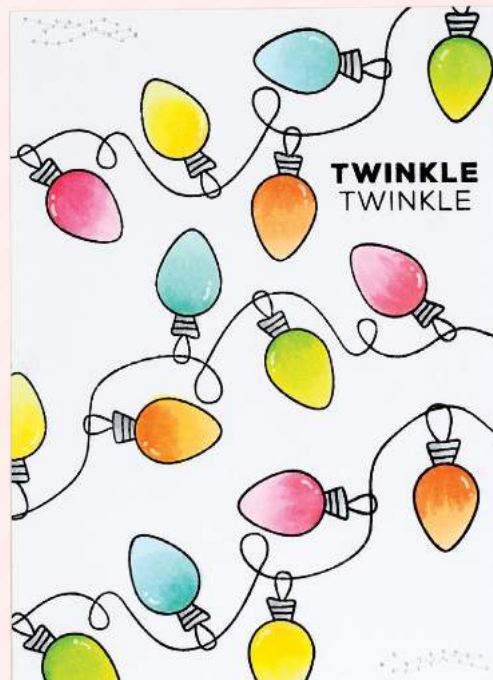
**supplies** PATTERNED PAPER: Kaisercraft, Simple Stories, We R Memory Keepers; STICKERS: Crate Paper, Sassafras Lass; LETTER STICKERS: American Crafts; CHIPBOARD, BUTTONS: My Mind's Eye; WOOD VENEER: Studio Calico; PEN: Stampin' Up!; ADHESIVE: Therm O Web; OTHER: Tags, twine

**It's time to get your twinkle on as merry strands of Christmas lights** shine in the dark winter nights. Jill's adorable card is filled with happy holiday cheer. We love how each bulb is coloured to look as if it is glowing. Hopefully you have a tangle-free Christmas lights kind of year!

## twinkle twinkle

BY JILL DEWEY HAWKINS

**supplies** CARDSTOCK: Copic, Neenah; STAMPS: Technique Tuesday; INK: Gina K. Designs; PEN: Uniball; MARKERS: Copic; ADHESIVE: 3M







**Santa hat photos are always a blast, especially when** they result in funny faces. Kylie highlighted three of her favourites of her son in this jolly layout with traditional Christmas colours and a super cute stocking cut file. The block letters she used to create the title add to the joy of the layout as each letter is a different festive pattern, and the plaid mat makes the perfect frame.

## joy

BY KYLIE KINGHAM


**supplies** CARDSTOCK: American Crafts; PATTERNED PAPER, STICKERS, DIE CUT SHAPES: Simple Stories; ELECTRONIC CUT FILE: Paige Evans for Silhouette America; MARKER: Artline; ADHESIVE: American Crafts, Tombow

**Realistic and beautifully coloured holly berries and leaves** make Karen's card a standout. We love the subtle white on kraft sentiment and the one die cut holly spring framing the right-hand side of the sentiment. Loads of sequins add spectacular sparkle for that distinctive holiday touch.

## happy holly days

BY KAREN BULL

**supplies** CARDSTOCK: Neenah; DIE, STAMPS, EMBOSSING POWDER: Hero Arts; SEQUINS: Simon Says Stamp; INK: Hero Arts, Tsukineko; WATERCOLOUR PENS: Arteza; WATER BRUSH: Tonic Studios; DIMENSIONAL GLAZE, ADHESIVE: Ranger Industries; OTHER: Foam sheet







There are so many things to love about this layout by Iris! For starters, her pie chart design gives this layout lots of panache with five expertly chosen photos to fit each piece and two sections for your eye to rest with cheerful patterned papers. The final section allows for a list that serves as journaling. And that stitched title around the perimeter? Just WOW!

## magical moments

BY IRIS FOX

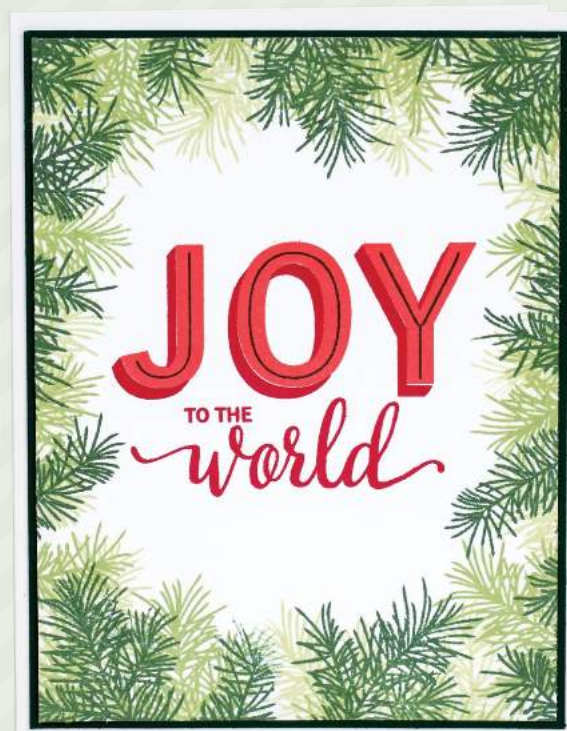
**supplies** PATTERNED PAPER: Heidi Swapp, Pebbles, Pinkfresh Studio; STICKERS: Pebbles; WOOD VENEER, RUBBER SHAPES: Felicity Jane; ENAMEL SHAPES: Felicity Jane, Pinkfresh Studio; ELECTRONIC CUT FILES: Paper Issues, Silhouette America; FONT: Remington Noiseless; ADHESIVE: GlueDots, Ranger Industries, Scor-Pal; OTHER: Decorative tape

You can almost catch a whiff of the Christmas pine on this jubilant card design from Miriam! We love her two-toned pine branches that create lots of depth and the complementary red sentiment that imparts the true joy of the season.

## joy to the world

BY MIRIAM PRANTNER

**supplies** CARDSTOCK: Papertrey Ink; STAMPS: Hero Arts, Winnie & Walter; INK: Altenew; ADHESIVE: Tombow







**Odessa's vibrant pocket page spread oozes with wintry fun,** and her addition of vibrant green makes this quirky layout incredibly eye-catching! The large photo on the left makes a wonderful statement as the overhead structure frames the people walking along the snow-covered path. The apex of the path covering is the perfect spot for her title.

## snow much love

BY ODESSA REICHEL

**supplies** PATTERNED PAPER, CHIPBOARD, DIE CUT SHAPES, STICKERS: Simple Stories; ADHESIVE: Therm O Web; OTHER: Pen, pocket pages

**Aqua and pink for a Christmas card? Yes, please!** We love all of the details Mona added—from the stitched snowbanks to the white pines silhouetted against the aqua-striped sky to the scalloped border framing the whole scene. And those sketchy green trees are perfection.

## let it snow

BY MONA TÓTH

**supplies** CARDSTOCK: Neenah; PATTERNED PAPER, STAMPS, INK, DIES: Lawn Fawn; EMBOSSING POWDER: Altenew; MARKERS: Copic; ADHESIVE: American Crafts





Here's a fun tip—take photos of your best little guy (or girl!) in two different outfits that complement one another. Grace shares six photos of her son on this sweet double-page spread, and the blue plaid and blue t-shirt tie everything together flawlessly. The elements in this design are thoughtfully placed as the eye travels from the camera to the red sentiment at the top and back down to the title. Very inspiring, Grace!

## you are one of a kind

BY GRACE TOLMAN

**supplies** CARDSTOCK: Doodlebug Design, Recollections; PATTERNED PAPER: Doodlebug Design, Echo Park Paper, Recollections, Simple Stories; LETTER STICKERS: Creative Memories, Doodlebug Design; SEQUINS: Creative Memories; PUNCH: Fiskars; FONT: Century Gothic; ADHESIVE: GlueDots

## One word for Janette's Christmas

card design—magnificent! The snowy white woodgrain and Christmas tree silhouette create a sense of calm and wonder, and the beautiful ink-blending gives depth to help the tree stand out. Add a majestic ombre polka-dotted deer with a trail of red reins behind, and you've got a little piece of magic.

## may all your christmases be white

BY JANETTE KAUSEN

**supplies** CARDSTOCK: Hero Arts, Strathmore; STAMPS, INK, DIES: Hero Arts; TRIM: WonderFil; SEQUINS: The Ton Stamps; PEN: Kuretake Zig; INK BLENDER: Ranger Industries; ADHESIVE: 3M, Ranger Industries







**The cute factor of Lydia's layout hits a 10.5 on a scale of 10!**

Cute girls, lots of pink, stitching, and bows make this design a winner to begin with. But the pie pieces and mix of fun, funky, and basic patterned papers take this layout to the next level. The felt pennants and little black hearts are fantastic details to finish it off.

**bff**

BY LYDIA COST

**supplies** CARDSTOCK: Neenah; PATTERNED PAPER: Bella Blvd, Illustrated Faith; STAMPS: American Crafts, Illustrated Faith; PAINT: Illustrated Faith; INK: Ranger Industries; STICKERS, ENAMEL DOTS: Bella Blvd; ADHESIVE: American Crafts, The Paper Studio


**Six silly selfies in photo booth strips set the tone for Nicole's super sweet layout about her son.**

Since this layout is coming from mom's heart, all of the pink, flowers, hearts, and gingham feel totally appropriate. The graph patterned paper is a super smart way to give her layout a little less feminine feel, and it's the perfect way to keep your handwritten journaling straight!

**my sweetie**

BY NICOLE MARTEL

**supplies** PATTERNED PAPER, STICKERS, DIE CUTS, ENAMEL DOTS: Pebbles; PEN: Uniball; ADHESIVE: Creative Memories







We simply **ADORE** this sweet Valentine's Day-themed layout by **Marcia**. The black and white photo of her and her hubby shows that even after all these years there's still a spark! The big pink heart cut file with the title along the edge is a sweet frame for the photo, and all of the glorious details tucked behind like a heart-studded quilt make this layout incredibly special. And did you notice the two lovebirds? How cute!

## XOXOXO

BY MARCIA DEHN-NIX

**supplies** CARDSTOCK: American Crafts; PATTERNED PAPER, CHIPBOARD, DIE CUT SHAPES: Pink Paislee; STICKERS, BOWS: American Crafts; SPRAY INK: Heidi Swapp; ELECTRONIC CUT FILES: JustNick Studio; ADHESIVE: 3M

## The joy of the season is evident in this festive and fun Christmas

card featuring unconventional colours and a unique size! Elodie used jaunty strips of washi tape to anchor her pretty stars cascading down the front of the design. Golden letter stickers spell out the simple sentiment and sequins and ink splotches add an artistic flair.


## noel

BY ELODIE LUSSEAU

**supplies** PATTERNED PAPER, LETTER STICKERS, CHIPBOARD, STICKERS, SEQUINS, DECORATIVE TAPE: Pink Paislee; INK: Aladine; ADHESIVE: Artemio, Scotch







The holidays have a tendency to fill up our hearts AND our camera rolls. Jennifer chronicles Christmas 2017 in one double-page spread with thirteen photos, from what they ate and drank to the super cold weather to a shot of the family dog conducting business on someone's laptop! The grid design she chose packs a lot into the top portion of the layout, but the "white" space at the bottom gives the eyes a place to rest.

## christmas 2017

BY JENNIFER LARSON

**supplies** CARDSTOCK: Bazzill Basics; PATTERNED PAPER: October Afternoon, Stampin' Up!; LETTER STICKERS: Jillibean Soup; CHIPBOARD: American Crafts; STICKERS: Chickiniddy, Jillibean Soup, October Afternoon, Pinkfresh Studio; DIE CUT SHAPES: Elle's Studio, Jillibean Soup, October Afternoon, Stampin' Up!; PEN: Sharpie; ADHESIVE: 3M, Stampin' Up!, Tombow



Grab the selfie stick and capture the whole family in their ugly sweaters and Christmas jammies this year. The resulting photo will be a precious memory for decades to come! We love how Tracey placed the meat of the layout on a colourful rectangle in the center of the layout, and the sprinkling of hearts furthers the theme of her love for this festive crew.

## this is us

BY TRACEY FOX

**supplies** PATTERNED PAPER, STAMPS, DIE CUT SHAPES, WOOD VENEER, JOURNALING TAGS, STICKERS: Elle's Studio; INK: Tsukineko; TRIM: We R Memory Keepers; PEN: Uniball; ADHESIVE: Tombow





### Monique celebrates her Valentine Patrick in this sunny and love-infused layout.

While the photo was taken on a summer's day, this layout is February 14th-appropriate with all of the hearts and lovey-dovey sentiments. Yellow isn't what you'd usually expect for this decidedly red-and-pink holiday, but it works so well, don't you think?

### we belong together

BY MONIQUE LIEDTKE

**supplies** CARDSTOCK: American Crafts; PATTERNED PAPER, DIE CUT SHAPES, FLAIR, STICKERS, JOURNALING CARD: Pretty Little Studio; STAMP: Trodat; INK: Ranger Industries; SPRAY INK: American Crafts, Tattered Angels; PEN: K&Company; ADHESIVE: Therm O Web

### Sixteen-year old Maryám's layout is filled with youthful fun! We

love how the stitched snowbanks at the bottom create a foundation for the magical forest she imagined with whimsical trees, snowflake stickers, and wintry images floating in the snowy sky. The cute polka dotted paper behind the photo is a sweet touch, too.

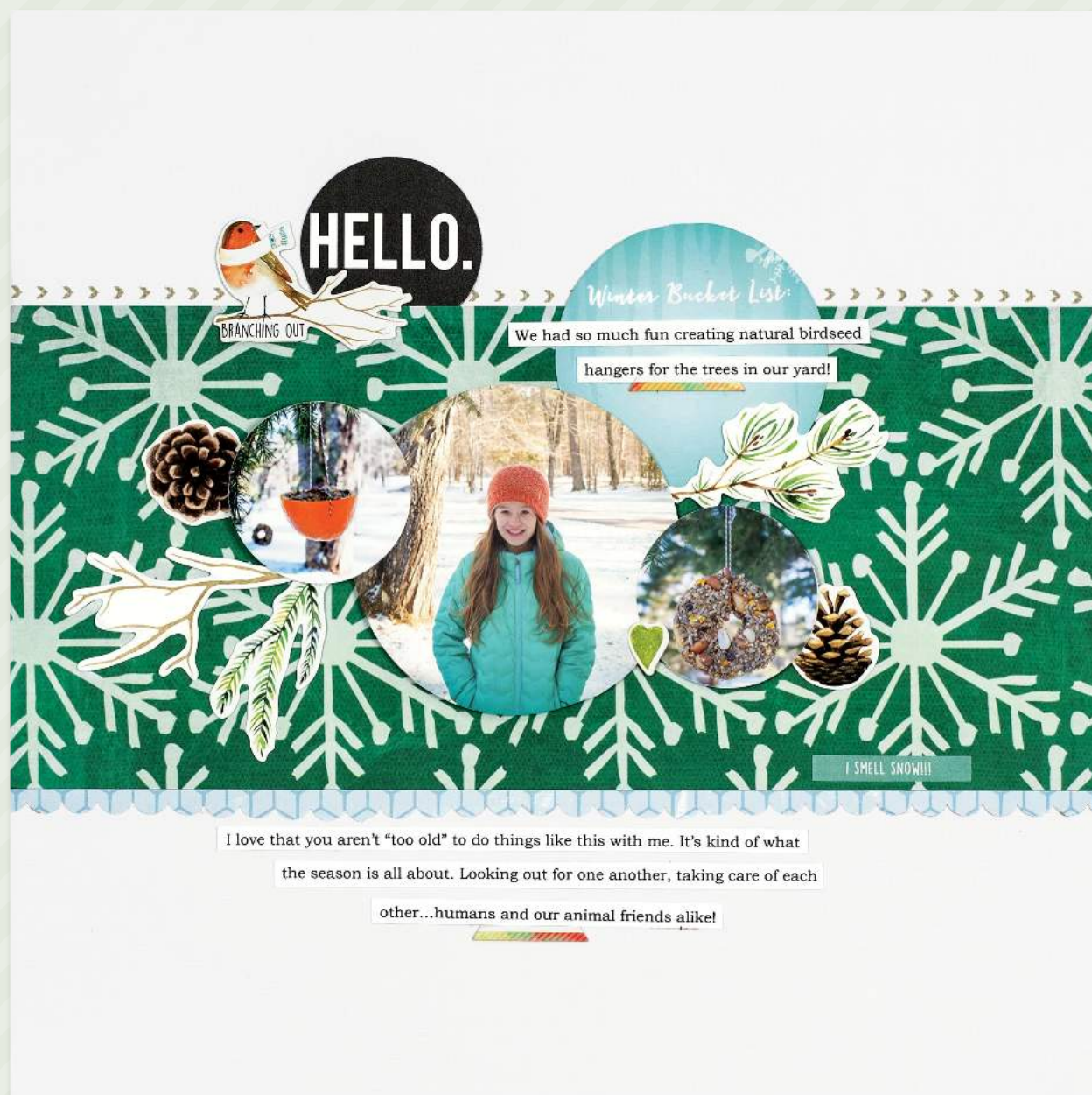
### snow day

BY MARYÁM PÉREZ

**supplies** PATTERNED PAPER, SPECIALTY PAPER, LETTER STICKERS, DIE CUT SHAPES, SEQUINS, FLAIR: Pretty Little Studio; INK: Tsukineko; STICKERS: American Crafts; FONT: Typewriter Basix; ADHESIVE: Therm O Web







We tend to think blue, aqua, and lavender when it comes to winter layouts, but Jen's pretty design has us thinking otherwise! The minty cool snowflake patterned paper works so well with the colour of Jen's daughter's winter coat, and the pops of orange from her hat and the little birdie are bright spots against the snow. Did you notice how all of the photos and the title are circular in shape? It almost appears that they are floating in a sky full of snowflakes. And that little splash of colour beneath the journaling is EVERYTHING.

## hello.

BY JEN DAVIS

**supplies** CARDSTOCK: Bazzill Basics; PATTERNED PAPER, STAMP, CHIPBOARD, STICKERS, DIE CUT SHAPES, JOURNALING CARDS: Cocoa Daisy; CIRCLE TEMPLATE: Martha Stewart Crafts; PUNCH: Stampin' Up!; FONT: Times New Roman; ADHESIVE: 3M, Elmer's