

inspiration

GALLERY





Spring simply shines in this beautiful and artistic layout by Patricia. We love all of the gorgeous details she incorporated—from the metallic title and the bent paper to the paint splatches and the aqua buttons. And of course, three perfectly placed floral clusters are the answer to any layout about spring!

shine

BY PATRICIA ROEBUCK

supplies CARDSTOCK: American Crafts; PATTERNED PAPER, STICKERS, BUTTONS: Pink Paislee; STAMPS: Gossamer Blue; INK: Altenew; CHIPBOARD: Fancy Pants Designs; DIE CUT SHAPES: My Mind's Eye; SPRAY INK: October Afternoon, Ranger Industries; PAINT: Liquitex, Ranger Industries; DIES: My Mind's Eye; PEN: Micron; ADHESIVE: 3M, American Crafts


Celebrate spring with colourful blooms. Maureen's pretty card conveys a sense of sophistication with shots of black and white. Florals and stripes are a timeless classic!

celebrate

BY MAUREEN MERRITT

supplies CARDSTOCK, PATTERNED PAPER, INK: Catherine Pooler Designs; STAMPS, DIES: Altenew; SEQUINS: Pretty Pink Posh; ADHESIVE: 3M, Tombow





Black and white stripes get a shot of fun with this cool and edgy layout! Kim used the background paper as a guide to give her design all kinds of fun angles. The stripes are the perfect spot for a colourful title, and all of the elements draw your eye to the fun family photo.

mother's day 2015

BY KIM JEFFRIES


supplies PATTERNED PAPER, STAMPS, INK, DIE CUT SHAPES, SPRAY INK: Heidi Swapp; LETTER STICKERS, ADHESIVE: American Crafts

There's something so buzz-worthy about this adorable design from Kimmie! Lots of sunny yellow from the hive to the honeycomb to the sweet bees is sure to lift your spirits! We love how the stenciled honeycomb anchors the elements of the design. So cute!

lucky to be your friend

BY KIMMIE REID

supplies CARDSTOCK: Bazzill Basics, Neenah; STAMPS, INK: Kraftin' Kimmie Stamps; DIES: My Favorite Things; STENCIL: Echo Park Paper; MARKERS: Copic; ADHESIVE: Therm O Web






Document special family days in spring with a double-page layout like this sweet one that Grace created. Her yellow skirt and her son's yellow shirt paired with the muted blues of the rest of the family were the driving force for her lovely colour choices. And the butterflies and flowers are a breath of fresh air! Don't forget to take some family portraits this spring!

happily ever after

BY GRACE TOLMAN

supplies CARDSTOCK: Bazzill Basics; PATTERNED PAPER: Crate Paper; DIE CUT SHAPES: Pretty Little Studio; PUNCH: Fiskars; PEN: American Crafts; ADHESIVE: GlueDots



What a cute and whimsical design Heather created for us!

We love the metallic, wood, and turquoise patterned background (so interesting!). And her focal grid is filled with fun photos and delightful accents. Add a doily, a cup of tea, butterflies, and flowers, and we are in LOVE.

magic

BY HEATHER LITTLE

supplies CARDSTOCK: Bazzill Basics; PATTERNED PAPER, STICKERS, DIE CUT SHAPES: Crate Paper; ADHESIVE: 3M



Kat's journaling reads, "Strong women: May we know them.

May we be them. May we raise them." What a fitting way to honour the many women in our lives. This layout has a strong strip of photos in an elongated grid that is softened by pretty flowers that draw your eye from the top to the title to the journaling. Simply perfect.

strong women

BY KAT BENJAMIN

supplies CARDSTOCK: Bazzill Basics; PATTERNED PAPER, DIE CUT SHAPES, ENAMEL DOTS: Cocoa Vanilla Studio; LETTER STICKERS: Pinkfresh Studio; SPRAY INK: Heidi Swapp; ELECTRONIC CUT FILES: Kolette Hall; ADHESIVE: Elmer's

Springy florals cascade around three sides of Kate's beautiful card design. We love how some of the flowers and leaves are popped up for depth and dimension, and the addition of gold heat embossing takes this card to the next level. And Kate's lovely colouring? #goals

sending big hugs

BY KATE TAYLOR

supplies CARDSTOCK: Neenah; VELLUM: Recollections; STAMPS, EMBOSSING POWDER, DIES: Simon Says Stamp; INK: Ranger Industries, Tsukineko; DIMENSIONAL GLAZE: Tonic Studios; MARKERS: Copic; ADHESIVE: Kokuyo, Ranger Industries





Oh my goodness, this sweet new pup! So soft and cuddly. And Stephanie's layout is all kinds of fun with lots of dots, patterns, and several slices of rainbow delight. We love how she used letter stickers all in the same font but in different colours to draw the eye into the middle of the layout and the title. And the imperfectness of the pie chart adds to the feeling of a rambunctious and brand-new puppy.

sweet & new

BY STEPHANIE BUICE

supplies CARDSTOCK, ADHESIVE: American Crafts; PATTERNED PAPER, LETTER STICKERS, CHIPBOARD, STICKERS, DIE CUT SHAPES, ENAMEL DOTS: Bella Blvd



Jump for joy! Spring is here, and it's time to roam the streets of town breathing in the fresh spring air. This happy layout sparkles and shines with all sorts of Shimelle-style whimsy. You can't help but to smile when you see a design as fun as this!

i {heart} sparkle

BY AMERICAN CRAFTS

supplies PATTERNED PAPER, STICKERS, CHIPBOARD, DIE CUT SHAPES, ADHESIVE: American Crafts

Fresh green makes this card by Tasnim so eye-catching. And the best part? This card can be completed in easily under five minutes. All it takes is a white card base, wide washi tape from Altenew, and a simple stamped sentiment. Seriously gorgeous.

i appreciate everything you do

BY TASNIM AHMED

supplies CARDSTOCK: Neenah; STAMPS, INK, DECORATIVE TAPE: Altenew; ADHESIVE: 3M





What sets Heather's layout apart? A candy-coloured ombre background and a show-stopping title. Check out how each letter is stitched around the perimeter, AND she lined up the letters perfectly to match the pattern behind the title. You gotta appreciate the work that went into that! We also love the hearts, flowers, and butterflies that she used to make the letters even more special.

adorable you

BY HEATHER KING

supplies PATTERNED PAPER, CHIPBOARD, STICKERS, DIE CUT SHAPES: Crate Paper; ELECTRONIC CUT FILE: Paige Evans; PAPER PIERCER: Stampin' Up!; PEN: Uniball; ADHESIVE: 3M, Scrapbook.com; OTHER: Trim

Wrap up springtime fun in a cute little mini album like this one that Dorymar created. Flowers and gingham flank the edges and a gorgeous black ribbon ties it all together. When opened up, there are fun flaps that flip to show cute photos and sweet accents that match the cover.

the earth laughs in flowers

BY DORYMAR PÉREZ

supplies CARDSTOCK: American Crafts; PATTERNED PAPER, STICKERS: Simple Stories; RIBBON, CLIPS: Michaels; SCORING BOARD: Martha Stewart Crafts; ADHESIVE: American Crafts, Art Glitter, Scor-Pal





What says spring more than a pure white bunny rabbit? What we love about this layout is how the top portion and sides of the layout are filled with soft and pretty colours and a riot of bunny and spring-themed things. But that beautiful white space looks extra special with the whitewashed brick effect that Damaris created. And did you notice that the O in love is a cute little premade accent? So clever.

bunny love

BY DAMARIS VELAZQUEZ

supplies PATTERNED PAPER, LETTER STICKERS, CHIPBOARD, STICKERS, DIE CUT SHAPES: Crate Paper; STAMP, PEN: American Crafts; INK: Tsukineko; ENAMEL DOTS: Elle's Studio; FLAIR: A Flair For Buttons; ADHESIVE: Stampin' Up!, Tombow

Though you probably haven't hugged a chicken or a cow, Katie's ADORABLE card just might make you want to! We are enamored with the pretty green hills and the ink blended sky, but the adorable images certainly steal the show. Mooove over! This chick needs a hug.

free hugs

BY KATIE GEHRING

supplies CARDSTOCK: Neenah, Papertrey Ink; WATERCOLOUR PAPER: Ranger Industries; STAMPS, DIES: Avery Elle; INK: Avery Elle, Ranger Industries, Tsukineko; MARKERS: Copic; PEN: Sakura; ADHESIVE: Kokuyo





Lorimar's energetic boy layout captures the adventurous nature of her 8-month-old son as he crawls and explores his surroundings. He's most definitely a star, and we LOVE that multicoloured splash of stars from one corner to the other. This design could easily be adapted for an older boy or girl by changing out the photos and title.

crawlin' lil dude

BY LORIMAR ORTEGA

supplies CARDSTOCK: Bazzill Basics; PATTERNED PAPER: Pink Paislee; LETTER STICKERS: American Crafts; CHIPBOARD, STICKERS, ENAMEL SHAPES: Crate Paper; DIE CUT SHAPES: Fancy Pants Designs; DIMENSIONAL GLAZE: Tonic Studios; SEQUINS: SpiegelMom Scraps; MODELING PASTE: Shimmerz Paints; ADHESIVE: Therm O Web; OTHER: Fun foam, paint

Bugs and critters never looked better than on this so super CUTE mini tag album Tegan created for spring. Tag albums are a fun way to document just about anything! The small size makes it simple to attach, and the binder ring allows you to add more at a later date. Why not make one this spring?

discover

BY TEGAN SKWIAT

supplies PATTERNED PAPER, CHIPBOARD, STICKERS, DIE CUT SHAPES: Bella Blvd; CHIPBOARD ALBUM: Maya Road; NUMBER STICKERS, PAINT: Illustrated Faith; RIBBON: May Arts, The Paper Studio; ELECTRONIC CUT FILE: Silhouette America; ADHESIVE: 3M

