

# pagemaps

Want to kick-start your next design? With *PageMaps* you'll be inspired to create in no time flat!

**Embrace the power of a project sketch**, and soon you'll begin to visualize the possibilities! Let these creative maps guide your next creation so you can spend more time enjoying the process and less time trying to figure out where to start.



## DESIGN TIP:

**This PageMap features an asymmetrical balance structure.**

To learn more about asymmetry in page design, see our new column *Design 101—Why It Works* on pg. 37.


## this is going to be fabulous

BY KELLY NOEL

**supplies** CARDSTOCK: Neenah; PATTERNED PAPER: Pink Paislee; CHIPBOARD, ENAMEL DOTS, STICKERS: Studio Calico; PUNCHES: Fiskars; FONT: American Typewriter; ADHESIVE: Tombow; OTHER: Tag, trim

## flaunt it with flowers

**Kelly's layout captures the magic of a little girl in a fancy dress twirling and spinning with delight!** The two photos in this sketch are the perfect opportunity to use two similar shots to show movement. The PageMap features a few flowers, but Kelly chose to make those flowers a focal point. We love her use of scallops and the upside-down tag that appears in the sketch. Such a sweet design.





## go all out with colour

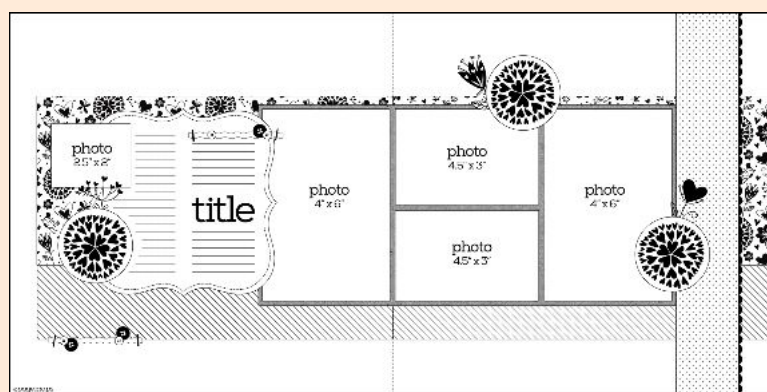

Tegan plays with the sketch and changes photo sizes up based on the pictures, but she sticks with the sketch by placing her journaling alongside the photos on the left-hand side. Also, the large gray square in the PageMap is the perfect spot for a basic patterned paper and coordinating cardstock for a paper-saving design.

## sweet days

BY TEGAN SKWIAT

**supplies** CARDSTOCK: Stampin' Up!; PATTERNED PAPER: Bella Blvd, Doodlebug Design; STAMP: Heidi Swapp; INK: Ranger Industries; DIE CUT SHAPES, STICKERS: Doodlebug Design; LETTER STICKERS, PENNANTS, STICKERS: Bella Blvd; PUNCH: Fiskars; FONT: Times New Roman; ADHESIVE: 3M, American Crafts

## BONUS LAYOUT PAGEMAPS







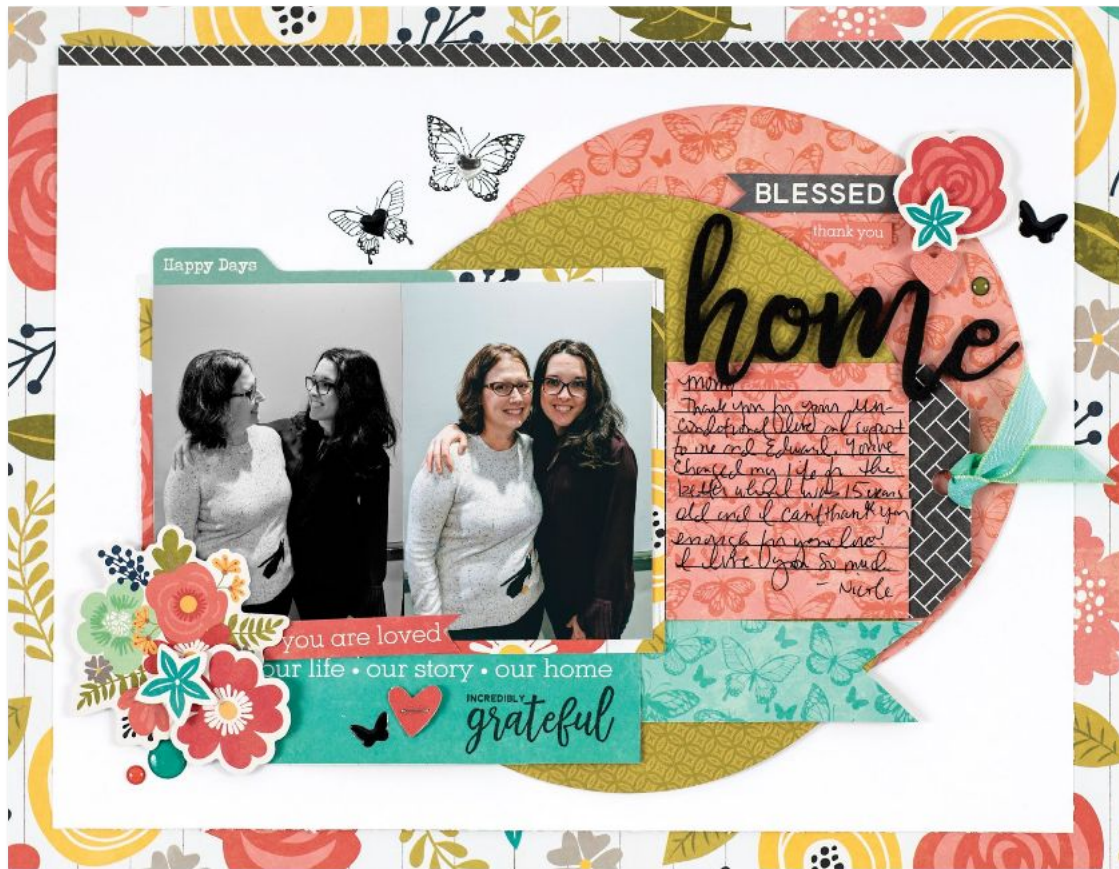
## flip it on its side

At first glance, you might not see it, but Nicole's layout is a product of and inspired by our 8½ x 11 PageMap. While it is horizontal in nature, you can still spy the large patterned circle (she used two), a floral border, and lots of pretty floral accents. Always keep in mind that sketches are merely a suggestion. You can use them as a jumping-off point and see where the ideas take you!

## home


BY NICOLE MARTEL

**supplies** CARDSTOCK, GEMS, CIRCLE CUTTER: Creative Memories; PATTERNED PAPER, STAMPS, DIE CUT SHAPES, ENAMEL SHAPES, STICKERS: Jillibean Soup; INK: Tsukineko; PEN: Uniball; RIBBON: May Arts; ADHESIVE: Creative Memories, Therm O Web



**DESIGN TIP:** Black is an excellent unifying part of Nicole's design. Note how the black accents add a sophistication to her final product.

## BONUS CARD PAGEMAPS




FREE SKETCHES

The featured PageMaps are available for download on our website. Find them at [scrapbookandcards.com/sketches](http://scrapbookandcards.com/sketches)





**DESIGN TIP:** Stamp some pretty flowers and colour on the go—while traveling, in the pick-up line at school, and on the front porch while enjoying pretty spring weather!



## create your own background

While patterned paper works well for our PageMaps, savvy stampers may want to create their own backgrounds with floral stamps. Courtney's pink card conforms to the sketch with the general placement of her card elements, with the wide pink rectangle and beautifully stamped floral focal point, and the pretty tone-on-tone leaves create a lovely background. Her yellow card strays from the original sketch, but the large white section hearkens to the sketch, and the sentiment gives a sense of line to her design. And those stunning flowers? Such amazing colouring!

### you are amazing

BY COURTNEY KREEBER

**supplies** CARDSTOCK, INK: Simon Says Stamp;  
STAMPS: My Favorite Things, Simon Says Stamp;  
MARKERS: Copic; CLIPS: American Crafts; DIES: My  
Favorite Things; ADHESIVE: 3M, Tombow

### mom

BY COURTNEY KREEBER

**supplies** CARDSTOCK, STAMPS, INK, MASKING  
PAPER: Simon Says Stamp; MARKERS: Copic;  
ADHESIVE: 3M, Tombow



### Submit YOUR Work

We post a new PageMap for each issue we're working on and select a layout created from it to include in the magazine. If you'd love to see your layout in this article, check out our website for more information about how you can submit. [scrapbookandcards.com/current-call](http://scrapbookandcards.com/current-call)

### PRODUCT SPOTLIGHT:

Clean your stamps with the Scrub It Clean cloths from Pink & Main! They're lint-free and machine washable, too! [pinkandmain.com](http://pinkandmain.com)



Find more inspiring sketches at [pagemaps.com](http://pagemaps.com)