

pagemaps

Want to kick-start your next design? With *PageMaps* you'll be inspired to create in no time flat!

Embrace the power of a project sketch, and soon you'll begin to visualize the possibilities! Let these creative maps guide your next creation so you can spend more time enjoying the process and less time trying to figure out where to start.



DESIGN TIP:

A neutral patterned paper works beautifully for this layered design. Look for neutral papers in your stash to create a base for your next layout.

falling

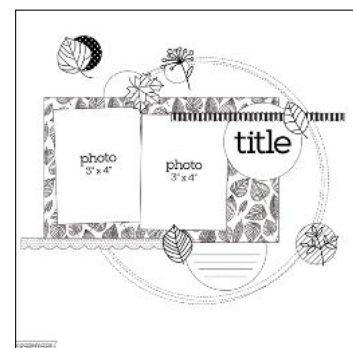
BY ALI MOORE

supplies PATTERNED PAPER: American Crafts, Studio Calico; GLITTER: American Crafts, Studio Calico; CARDSTOCK, VELLUM: The Paper Studio; PEN: Muji; DECORATIVE TAPE, DIE CUT SHAPES: Studio Calico; TAG: Avery; LIBRARY CARD: Mo Card; DIES: Crate Paper, Spellbinders; DIMENSIONAL GLAZE: Tonic Studios; TRIM: Avril Kyoto, Michaels; ADHESIVE: Bearly Art, Gina K. Designs; OTHER: Dictionary page

tear it up with texture

Ali submitted this design to our call for layouts based on the fall PageMap, and we love how she interpreted it!

Like the sketch, she features a large, stitched circle and two photos, and you'll note that her title falls in a circle, too. Everything down to the scattering of leaves is there. What truly made this layout stand out was all of the amazing textures that Ali used. Vellum, stitching, wood, and glitter all add fantastic depth and loveliness to this neutral-toned beauty.





follow and stray

With the help of a PageMap, you've got a starting point, and from there you can follow or stray (or both).


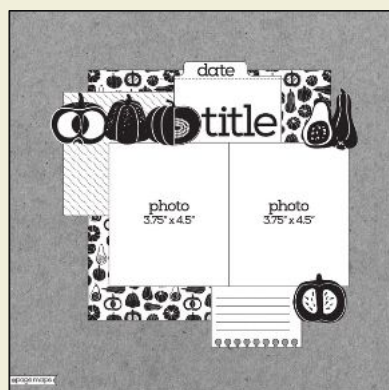
Jennifer chose patterns that feel like the sketch, and she sprinkled a bunch of fall-themed goodies in a similar way that the apples appear in the sketch. Once she made those decisions, she decided to stray with the placement of the title and the journaling and the number of photos.

market

BY JENNIFER LARSON

supplies CARDSTOCK: American Crafts; PATTERNED PAPER, CHIPBOARD, ENAMEL DOTS, STICKERS: Echo Park Paper; PEN: K & Company; LETTER STICKERS: Pinkfresh Studio; WOOD VENEER: Elle's Studio; DIE CUT SHAPES: Ali Edwards, Chic Tags, Crate Paper, Echo Park Paper, Elle's Studio; ADHESIVE: 3M, GlueDots, Stampin' Up!

BONUS LAYOUT PAGEMAPS





play with product

Patricia's layout features photos from a fun trip her family took one November

to a state park. She focused on the adventure of exploring the outdoors, adding cute and whimsical nature-themed products to complement the photos of her family on that day. While she strays a bit from the original sketch, you can see that she added similar elements such as twine, two photos, a tab at the top, and journaling on two tags. Looks like they had a great time!

DESIGN TIP: Gather your elements.

The PageMap encourages gathering embellishments together and grounding them on patterned paper, unifying the whole design.






adventure


BY PATRICIA ROEBUCK

supplies PATTERNED PAPER, CHIPBOARD, DECORATIVE TAPE, DIE CUT SHAPES, STICKERS: Bella Blvd; TRIM: Fun Stampers Journey; ADHESIVE: 3M, Art Glitter Glue

BONUS CARD PAGEMAPS



The featured PageMaps are available for download on our website. Find them at scrapbookandcards.com/sketches



DESIGN TIP:

Repetition creates a visual rhythm

and leads the eye through the design. Odd numbers are also pleasing to the human brain. Spooky good!



throw yourself into threes

We're so excited to have PageMaps founder and designer Becky Moore as part of this issue's PageMaps column!

Becky's first card features the word *boo* three times, mimicking the three leaves. The threes continue since *boo* is comprised of three letters! And how cute is that little ghostie popping out smack dab in the middle? For her second card, she turned the sketch on its side and showcased three spooky guys in black circles that take the place of the leaves in the PageMap. By choosing circles, three characters each have a home and each stands out against the black. Becky's cards are a testament to the fact that a classy and elegant card sketch can also be fun and cute just by working with the bones of the PageMap.



Submit YOUR Work

We post a new PageMap for each issue we're working on and select a layout created from it to include in the magazine. If you'd love to see your layout in this article, check out our website for more information about how you can submit. scrapbookandcards.com/current-call

triple boo

BY BECKY MOORE FOR
PHOTOPLAY PAPER

supplies CARDSTOCK: Bazzill Basics, Photoplay Paper; PATTERNED PAPER, DIES, STAMPS: Photoplay Paper; SPECIALTY PAPER: Concord & 9th; INK: Gina K. Designs; MARKERS: Copic; ADHESIVE: Therm O Web

crawling by to say hi

BY BECKY MOORE FOR
PHOTOPLAY PAPER

supplies CARDSTOCK: Neenah; PATTERNED PAPER: Doodlebug Design; STAMP: Hero Arts; INK: Tsukineko; EMBOSSING POWDER: Hero Arts; MARKERS: Copic; DIES: Clearly Besotted, Pink & Main; ADHESIVE: Gina K. Designs

start with a sketch today!

Find more inspiring sketches
at pagemaps.com