

inspiration

GALLERY



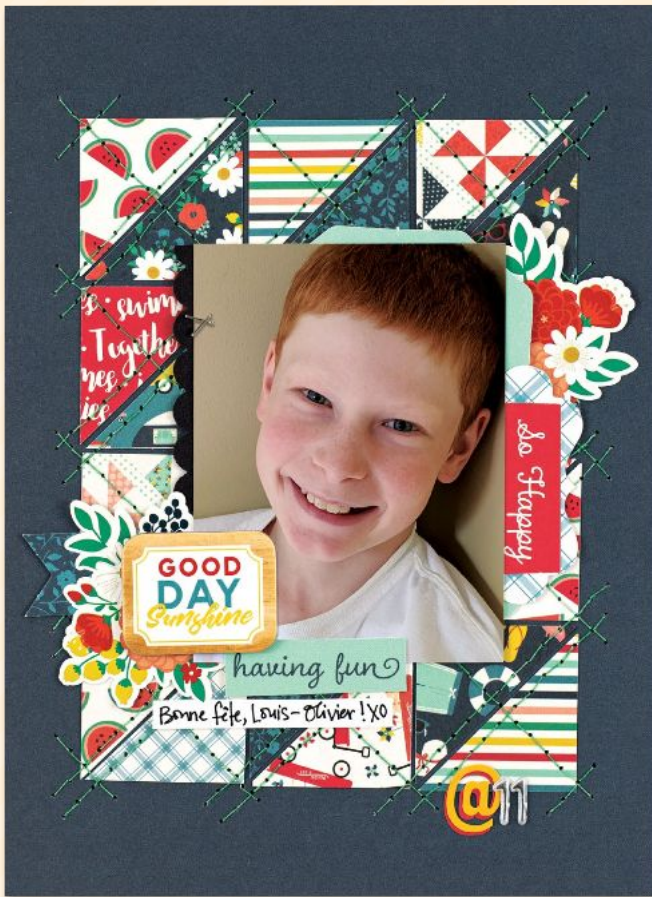


On a hot summer day, it doesn't get much better than a cool and creamy cone with colourful sprinkles! Ali pays homage to this delicious treat with this happy layout! How fun that the A in cream is an ice cream cone! While the bold cut file title is sure to catch your eye first, the super cute patterned clouds add to this delightful design.

i scream for ice cream

BY ALI SKIFTON

supplies CARDSTOCK: Bazzill Basics; PATTERNED PAPER, DIE CUT SHAPES: Bella Blvd; INK: Catherine Pooler; ENAMEL DOTS: Doodlebug Design; STICKERS: Bella Blvd, Scrappin Happy Studio; ELECTRONIC CUT FILES: Lacey Ann Designs; FONT: We R Typewriter; ADHESIVE: Scrapbook Adhesives by 3L; Other: Typewriter



How handsome is Aurélie's little ginger? We love the patterned paper quilt that she created with scraps and stitching to remember his eleventh birthday. The steel blue background really makes the quilt stand out. And such a great design with three elements that pop out of the rigid grid of the background!

good day sunshine

BY AURÉLIE CORMIER

supplies CARDSTOCK: Bazzill Basics, Stampin' Up!; PATTERNED PAPER, CHIPBOARD, DIE CUT SHAPES, STICKERS: Echo Park Paper; TRIM: DMG; STAMP: Trodat; INK: Tsukineko; PEN: Staples; MARKERS: Kuretake Zig; LETTER STICKERS: American Crafts, Simple Stories; STITCHING TEMPLATE: The Crafter's Companion; PUNCHES: Stampin' Up!; ADHESIVE: Scrapbook Adhesives by 3L

Nicole's pretty layout celebrates two beautiful seniors enjoying each other's company over a couple of beers. As Nicole states in her journaling, they are "living their best life!" By changing the photo to black and white, we are able to focus on their happy faces and see the specialness of their friendship.

thank you for being by my side

BY NICOLE MARTEL

supplies CARDSTOCK: My Mind's Eye; PATTERNED PAPER, DIE CUT SHAPES, STICKERS: Pebbles, Inc.; PEN: Uni-ball; ADHESIVE, FOAM SQUARES: Creative Memories; OTHER: Staples, thread





Summertime is about family fun, and Meg's colourful layout embodies magical memories in the making at the carnival! One thing that we love about this layout is that Meg captured the good times in a pocket page leaving herself more time to play. Check out the middle photo in the bottom row—a collage of eight photos brings the photo total to twelve without looking too busy.

let the good times roll

BY MEG BARKER


supplies PATTERNED PAPER: American Crafts, Crate Paper; POCKET PAGE CARDS: We R Memory Keepers; POCKET PAGE PROTECTOR: Simple Stories; STICKERS: American Crafts; ADHESIVE: Therm O Web

Summer birthdays deserve cute and carefree cards like this sweet design by Karin! How adorable is this darling bunny with a puffy cottontail tooling along the road on a vintage bike with a delicious looking cake and a little mouse friend in the basket? The ink-blended landscape adds a pretty artistic touch to the background.

have a wheelie great birthday

BY KARIN ÅKESDOTTER

supplies CARDSTOCK: Lawn Fawn, Neenah; STAMPS: Avery Elle; INK: Memento; MARKERS: Copic; DIE: My Favorite Things; ADHESIVE: Xyron





Tammy submitted this design as her take on our summer PageMap, and we liked it so much that we are featuring it here in the Inspiration Gallery! Our pets are a part of the family, so they ought to make it into our scrapbooks! Tammy chose such a pretty colour palette, and the stitching and little details like the cluster at the top left give this layout lots of pizzazz.

cool cats

BY TAMMY HAWES

supplies CARDSTOCK: Close To My Heart; PATTERNED PAPER: Crate Paper, My Mind's Eye, Pink Paislee; LETTER STICKERS: Hip Kit Club; DIE CUT SHAPES: PinkFresh Studio; SEQUINS, ADHESIVE: Stampin' Up!

Valeska submitted this tropical beauty to our summer call, and it certainly is giving us all the summer vibes! Cool waves, palm trees, lush flowers, and colourful vacation photos make this layout a knockout. The pale, peachy pink allows all of the saturated elements to really stand out, and the touches of twine and yellow dots give the design wonderful dimension.

summer is out there

BY VALESKA TORRAO GUIMARAES

supplies CARDSTOCK: Bazzill Basics; PATTERNED PAPER, DIE CUT SHAPES: Pebbles, Inc.; BRADS: We R Memory Keepers; ELECTRONIC CUT FILE: Silhouette America; DIMENSIONAL GLAZE: Nuvo; OTHER: Vellum, twine, staples





Beach trips are hallmarks of summer happiness, and we love how Ali shared three photos of three beautiful ladies soaking up the sun in Mexico! That HUGE 3 is such a fun way to make an eye-catching title, and you'll notice that she embellished it with the summery icons of sunglasses, a blue beach ball, and the word *sunshine*. The three tags add a visual triangle for balance as well as texture with the trim she tied on each.

3 sunshine

BY ALI MOORE

supplies CARDSTOCK: Bazzill Basics; PATTERNED PAPER, CHIPBOARD, DIE CUT SHAPES, STICKERS, TAGS: Crate Paper; STAMP: QwikMark; INK: Hero Arts; PENCIL: Sunnote; TAG REINFORCERS: Avery; ADHESIVE: Gina K. Designs

The basic design of this layout by Rebeca is so inspiring with all of its action taking place in the rectangular area smack dab in the middle! There's a lot to look at, but the white space on the top and bottom ensure that it's not too busy. And did you notice the gorgeous stitching around the perimeter that looks like ocean waves? Her title treatment is so sunny, and the banner and cute turtle riding a wave really draw your eye to the journaling.

don't worry beach happy

BY REBECA RUIZ

supplies CARDSTOCK: American Crafts; PATTERNED PAPER: Echo Park Paper, Miss Kate Cutttables; PEN: Staedler; STICKERS: Miss Kate Cutttables, Crate Paper; DIE CUT SHAPES: Miss Kate Cutttables; DIE: Sizzix; DIMENSIONAL GLAZE: Nuvo Drops; PUNCH: EK Success; ADHESIVE: 3M; FOAM DOTS: EK Success






Patricia's gorgeous double-page pocket layout commemorates a late summer visit from Aunt Denise. The commanding title page on the left is rife with gorgeous details: the word *hello* in a beautiful script, delicate feathers in crisp white, and a jaunty white arrow. Three cork accents lead the eye around the design, and juicy citrus fruits in orange, pink, and yellow add a fresh sunniness to the layout.

hello

BY PATRICIA ROEBUCK

supplies CARDSTOCK: Hobby Lobby; PATTERNED PAPER, POCKET PAGE CARDS, CHIPBOARD, CORK, DIE CUT SHAPES, ELECTRONIC CUT FILES, STAMPS, STICKERS: Citrus Twist Kits; POCKET PAGE PROTECTORS: Simple Stories; INK: Altenew; LETTER STICKERS: Crate Paper; ADHESIVE: 3M, Art Glitter Glue



Ashley captures the essence of a visit to the beach with an amazing background with gorgeous details in the water and sandy beach. The placement of all of the images to create the scene feels so right. The stark white frame is the perfect way to finish this adorable design.

life is better at the beach

BY ASHLEY EBBEN

supplies CARDSTOCK: Neenah; DIES, STAMPS: Hello Bluebird; INK: Lawn Fawn, Pinkfresh Studio; MARKERS: Copic; PEN: Uni-ball; STENCIL: Heffy Doodle; ADHESIVE: 3M, Scrapbook Adhesives by 3L



National parks draw droves of sightseers in the summer, and Karen's double-page spread features stunning photos from a trip to Yosemite. We love the rustic feel she created with wooden accents and the browns and greens found in nature. Karen features forest green in three spots on the layout for a balanced design. The cute little compass is just the right accent for this family adventure layout!

family adventure

BY KAREN WOOD

supplies CARDSTOCK: Bazzill Basics; PATTERNED PAPER: Authentique, Basic Grey; STAMPS: 1Canoe2; INK: Stampin' Up!; PEN: Kuretake Zig; WOOD VENEER: Studio Calico; DIE CUT SHAPES: Authentique, Memento; ELECTRONIC CUT FILES: Miss Kate Cuttables; TRIM: Recollections; FONT: Beauty Mountains; TRIM: Recollections; ADHESIVE: 3M; OTHER: Vellum, canvas

S'mores and campfires under starry nights are a tradition for many families

in the summer. Marcia's layout captures the fresh air and time with friends at the Clearwater KOA. Design-wise, we love how she created a circle in the middle of the layout to surround the photo and house the title and journaling, and the angled strips at the top and bottom frame the layout perfectly.

camping under the stars

BY MARCIA DEHN-NIX

supplies CARDSTOCK: Bazzill Basics; PATTERNED PAPER, DIE CUT SHAPES, STICKERS: Photo Play Paper; ELECTRONIC CUT FILE: Paper Issues; SPRAY INK: Heidi Swapp; TRIM: Bead Landing; FONT: Times New Roman; ADHESIVE: 3M; OTHER: Thread





While graduation for the class of 2020 isn't what we expected this year,

this major milestone still needs to be immortalized. Shari's artistic layout with its large circles creates such a beautiful sense of movement. The many gorgeous butterflies really capture the energy and excitement of what's to come. With the butterflies flitting around and the mortar boards flung in the air, we can tell the graduates are ready to SOAR!

ready to fly

BY SHARI MOORE

supplies PATTERNED PAPER: American Crafts, Cocoa Vanilla Studio, Vicki Boutin; LETTER STICKERS: American Crafts; DIES: Spellbinders; ELECTRONIC CUT FILE: Paper Issues; SPRAY INK: Heidi Swapp; PUNCHES: Martha Stewart Crafts; ADHESIVE: Therm O Web; OTHER: Glitter foam adhesive sheet

Weddings are a summertime staple, and Shanna's pretty layout is magnificent matrimonial inspiration! She features three stunning photos of two lovebirds on their wedding day. The specially highlighted words in the background paper and the gorgeous gathering of tulle, twine, and greenery makes this design extra special!

j + a

BY SHANNA VINEYARD

supplies CARDSTOCK: Recollections; PATTERNED PAPER, ENAMEL DOTS: Pebbles, Inc.; STICKERS, LETTER STICKERS: American Crafts; TRIM: Michael's; RIBBON, GREENERY: Hobby Lobby; FONT: Kingthings Typewriter; ADHESIVE: Tombow; OTHER: Blush





What a cool double-page design by Jennifer!

We love the idea of featuring a great big photo on one page and six equally-sized smaller photographs placed on the other. Each side could easily stand alone as a single-page design, but put together, there's a wonderful cohesiveness. The Larson family appears totally in favour of Jennifer's selfie requests!

maplewood s. p.

BY JENNIFER LARSON

supplies CARDSTOCK: LCI Paper; PATTERNED PAPER: Pebbles, Inc., Simple Stories; PEN: K & Company; ENAMEL DOTS: My Mind's Eye; STICKERS, LETTER STICKERS: Simple Stories; DIE CUT SHAPES: Studio Calico, October Afternoon, Simple Stories, Crate Paper; RIBBON: American Crafts; ADHESIVE: 3M, GlueDots, Stampin' Up!



Buying a new home is a huge

milestone in anyone's life, so that

calls for a fantastic handmade card to celebrate! We absolutely adore the scene that Elise created on this interactive card. The clouds she blended in the background are so lifelike, and the rosy-cheeked clouds are just too cute for words.

congrats on your new home

BY ELISE CONSTABLE

supplies CARDSTOCK: Recollections, Neenah, Strathmore, Lawn Fawn; DIES, STAMPS, STENCILS: Lawn Fawn; INK: Lawn Fawn, Ranger Industries; MARKERS: Copic; ADHESIVE: Lawn Fawn Liquid Glue, GlueDots; OTHER: Foam tape



Tracy's layout about her family's visit to the zoo is out-of-the-box with a pink background, but it totally works thanks to the jungle-themed pattern. And it's that colour choice that perfectly complements her daughter's outfit. We love how the giraffe and tiger in opposing corners frame the four photos of family fun! Looks like it was a chilly but fun day!

zoo adventure

BY TRACY APOLON

supplies PATTERNED PAPER: Crate Paper; BRADS: Making Memories; CHIPBOARD: Me & My Big Ideas; STICKERS, LETTER STICKERS: American Crafts; DIE CUT SHAPES: Park Lane; ADHESIVE: Therm O Web

show us your work!

If you'd love to see your project in this article, check out our website for more information about how you can submit.

scrapbookandcards.com/current-call