

# inspiration

GALLERY





### Why are you so pretty?

There's a certain comfort to bedecking our homes with fall décor, so we can appreciate how Jennifer snapped a photo of a pretty autumn tableau in her home and created a layout to remember how she decorated her home during this season. Layouts like this are a wonderful way to document our homes and our style. We particularly love the use of white throughout to give attention to the photo.

### hey fall

BY JENNIFER MCMURTREY

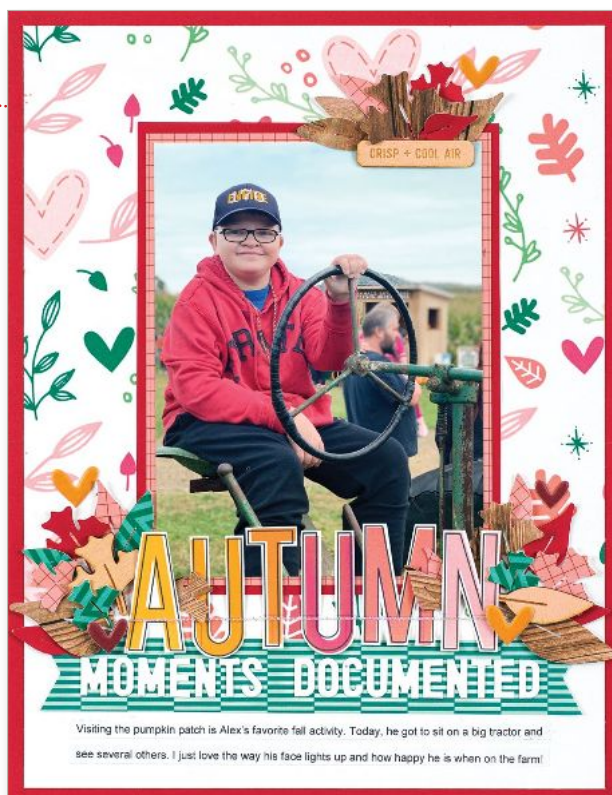
**supplies** CARDSTOCK: American Crafts; PATTERNED PAPER, DIE CUT SHAPES, ENAMEL DOTS, STICKERS: Pinkfresh Studio; SPECIALTY PAPER: The Paper Studio; INK: Ranger Industries; ELECTRONIC CUT FILES: Paper Issues; STENCILS: Crafter's Workshop; ADHESIVE: 3M, Best Kreation, Tombow; OTHER: Twine

**Nicole's son Alex jumped at the chance to sit high atop a tractor** when her family made their annual trek to the farm. We love how happy Alex looks, and we adore how Nicole featured this big, awesome photo. Check out her great design and attention to detail with three leaf clusters, the stitched-on letter stickers, and glimpses of wood and texture.

### autumn moments documented

BY NICOLE KERR

**supplies** CARDSTOCK: Elle's Studio, Neenah; PATTERNED PAPER, ELECTRONIC CUT FILES, LETTER STICKERS, STICKERS, WOOD VENEER: Elle's Studio; FONT: Arial; ADHESIVE: 3M, Kokuyo



Visiting the pumpkin patch is Alex's favorite fall activity. Today, he got to sit on a big tractor and see several others. I just love the way his face lights up and how happy he is when on the farm!



For many of us, fall means back to routine after the good times of summer, and for many that means back to school! Natalie Strand submitted this precious double-page layout featuring photos of her daughter's first day of first grade. We love that Natalie was able to share ten photos to visually tell the story while still leaving some breathing space in her design. Off she goes on the bus!

## it was awesome

BY NATALIE STRAND

**supplies** CARDSTOCK: American Crafts, The Paper Studio; PATTERNED PAPER: Close To My Heart, Echo Park Paper; VELLUM: The Paper Studio; STAMPS: Hampton Arts, Shimelle for American Crafts; INK: Ranger Industries; EMBOSSING POWDER: American Crafts; STICKERS: Close To My Heart; LETTER STICKERS: American Crafts, Close To My Heart, Glitz Designs; ELECTRONIC CUT FILES: Kerri Bradford Studio, *Scrapbook and Cards Today*; FONT: Gill Sans Light; ADHESIVE: 3M; OTHER: Craft foam, roller date stamp



**Fall leaves transform the landscape by filling the autumn skies with a riot of hues!** Angela embraced the colourful nature of this time of year by creating this lovely card with a rainbow of die-cut leaves cascading down the crisp white slimline design. The splashes of white paint unify the design and give the leaves an organic feel.

## falling for you

BY ANGELA SIMPSON

**supplies** CARDSTOCK: Concord & 9th, Neenah, The Stamp Market; STAMPS, DIES: The Stamp Market; INK: Tsukineko; EMBOSSING POWDER: Wow!; PAINT: Craftsmart; ADHESIVE: Scrapbook.com



**Who are your favourite spooks?** Document their Halloween costumes in an adorable way with big whimsical monsters with silly grins and funny eyes! We love how Inessa printed her three photos all the same size with a white mat for consistency and how the roughed up and stitched on background add to the playful nature of her layout.

### happy spooks

BY INESSA PERSEKIAN

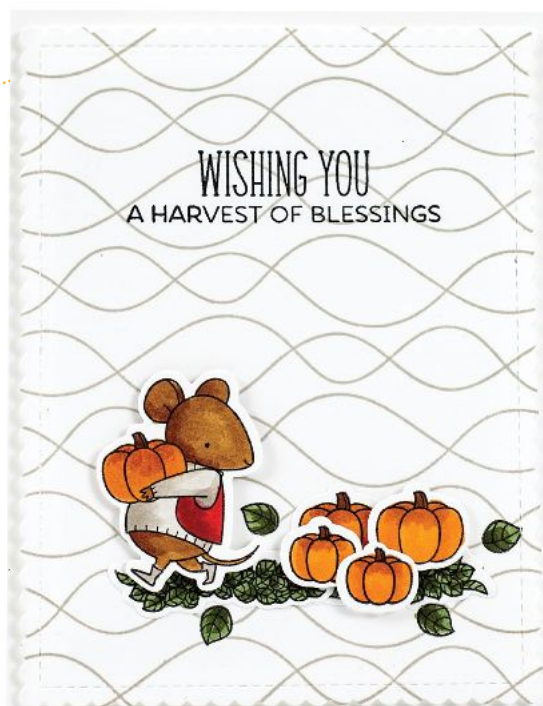
**supplies** CARDSTOCK: American Crafts; PATTERNED PAPER, CHIPBOARD, ELECTRONIC CUT FILES, ENAMEL DOTS: Bella Blvd; ADHESIVE: Scrapbook.com, Tonic Studio, Therm O Web; OTHER: Therm O Web Deco Foil Flock

**Cheryl's charming card design is beautiful in its simplicity,** and we love how the main panel with the wavy lines has been die cut into a scalloped rectangle. It's a subtle design choice, but such a neat detail!

### a harvest of blessings

BY CHERYL ESPIE

**supplies** CARDSTOCK: Neenah; STAMPS: My Favorite Things; INK: Simon Says Stamp; MARKERS: Copic; DIES: Mama Elephant, My Favorite Things; ADHESIVE: Bearly Arts



**At first glance, this layout looks like a typical fall photo shoot,** but Shimelle's story is what makes this layout so much fun! She and her son love to dress up (check out her colourful Instagram feed to see what we mean!), and this layout chronicles his absolute fave October wardrobe piece. It features candy corn and Mickey Mouse, AND it has a glow-in-the-dark feature. What's not to love? It certainly is oh-so-stylish.

## certainly stylish

BY SHIMELLE LAINE

**supplies** CARDSTOCK: Bazzill Basics; PATTERNED PAPER: Doodlebug Design; JOURNALING CARD: Elle's Studio; PEN: American Crafts; ENAMEL DOTS: Altenew, Doodlebug Design; CHIPBOARD: Simple Stories; STICKERS: Doodlebug Design, Simple Stories; LETTER STICKERS: Jillibean Soup; PINWHEEL: Amy Tangerine for American Crafts; ADHESIVE: Therm O Web



**Isabelle's slimline thank you card is a burst of warm colours,** and this lengthy design allows for a whole slew of pretty flowers. Layering stamps like this one from Pinkfresh Studio gives you an array of colour options. Notice the leaves in two shades of green! We love the enamel dots she added for a little bit of sparkle!

## thanks so much

BY ISABELLE DOUCETTE

**supplies** CARDSTOCK: American Crafts, Recollections; STAMPS, STENCILS: Pinkfresh Studio; INK: Gina K. Designs, Tsukineko; EMBOSSING POWDER: Lawn Fawn; ENAMEL DOTS: Your Next Stamp; ADHESIVE: Forever in Time

**Gingham autumn trees, polka dotted scallops, and a vintage aqua pickup truck** make us say, "Oh, for CUTE!" about Becki's darling layout. The focal point photo of her kids and their cousins features them proudly showing off their perfect pumpkins. What a great capture of a day they will all remember for a very long time! So inspiring, Becki!

## pumpkin patch

BY BECKI ADAMS

**supplies** CARDSTOCK: Carta Bella Paper; PATTERNED PAPER, CHIPBOARD, ENAMEL DOTS, DIE CUT SHAPES, STICKERS: Echo Park Paper; STAMP: Heidi Swapp; INK: Scrapbook.com; ELECTRONIC CUT FILE: Silhouette America; PUNCH: Fiskars; TRIM: DMC; FONT: American Typewriter Condensed; ADHESIVE: Scrapbook Adhesives by 3L, Scrapbook.com



**Honestly, there's so much to love about this layout**—the beautiful colour palette, the strips of paper with curly ends creating an arc, the luscious half wreath with lots of lovely layers in various types of materials, and the understated paint splatter on the background. But the best part? Those photos. Those darling photos.

## grateful

BY AUDREY MUTSCHALL

**supplies** CARDSTOCK: American Crafts, Recollections; PATTERNED PAPER, CHIPBOARD, DIE CUT SHAPES, STICKERS: Pinkfresh Studio; VELLUM: Recollections; ELECTRONIC CUT FILE: Paige Evans; DIE CUT MACHINE: Silhouette Cameo; PAINT: Folk Art, Giorgio Watercolours; FONT: Mermaid; ADHESIVE: Cosmic Shimmer, Forever in Time, Recollections



**Fall colour tours are a wonderful weekend getaway** or a delightful Sunday drive depending on where you live! Kathy is fortunate to live near the splendour of Mt. Rainier, and she doesn't take these gorgeous views for granted. Ten beautiful photos are the star of the show on this pretty layout, and we love the rustic background and the pretty blue and maroon die cut leaves that complement the beauty of nature.

### autumn splendor

BY KATHY LEICHT GREGG

**supplies** CARDSTOCK: Bazzill Basics; PATTERNED PAPER: Echo Park Paper, October Afternoon; ENAMEL HEART: Elle's Studio; ACRYLIC TITLE: Color Cast Designs; DIES: Altenew, Waffle Flower; ADHESIVE: Gina K. Designs, Kokuyo, Scrapbook Adhesives by 3L

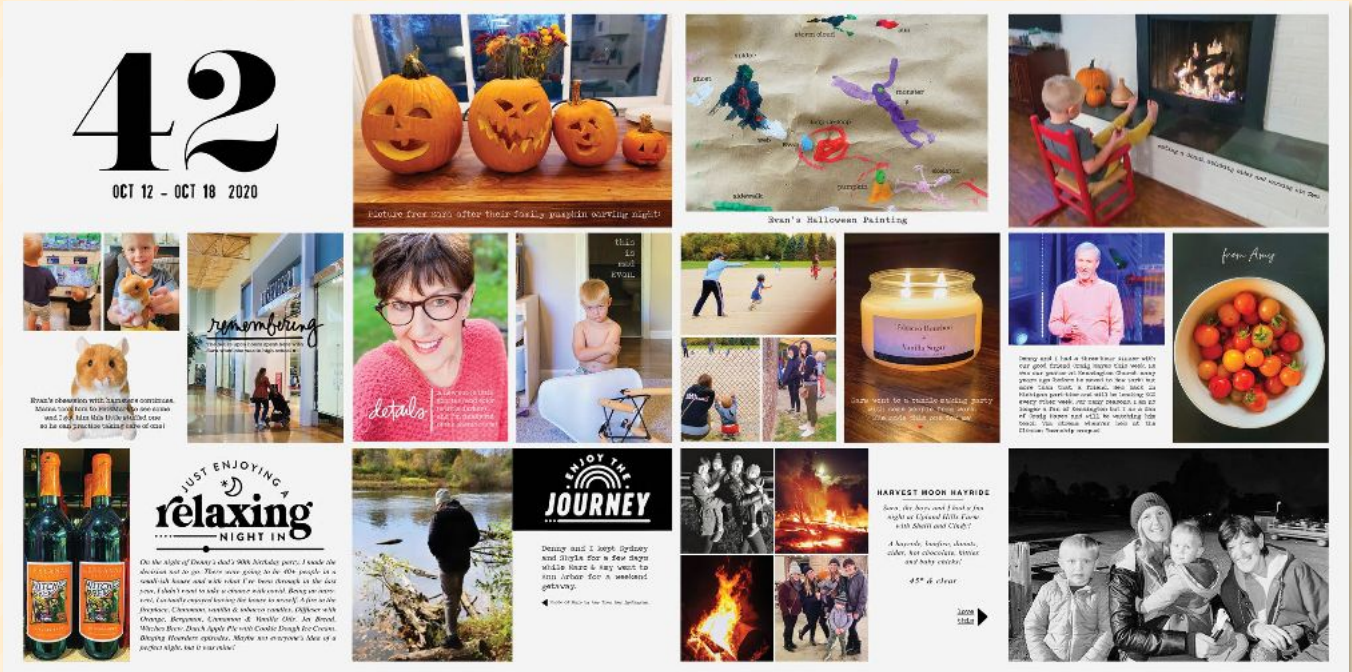
**When the calendar reaches the fall months,** the bountiful harvest is in full swing as we barrel toward the winter months. The summer produce and flowers give way to pumpkins, gourds, chrysanthemums, and apples, and the farmers' markets bustle with activity. This darling flower cart that Mari created with dies from Honey Bee Stamps is such a sweet way to send an autumn thank you.

### thankful cart

BY MARI CLARKE

**supplies** CARDSTOCK: Gina K. Designs, Neenah; WOODGRAIN PAPER: Ranger Industries; STAMPS, DIES: Honey Bee Stamps; INK: Pinkfresh Studio, Ranger Industries, Tsukineko; BRADS: Stampin' Up!; DIMENSIONAL GLAZE: Tonic Studios; ADHESIVE: Honey Bee Stamps, Scrapbook Adhesives by 3L





It seems like fall is filled with lots of activities, and pocket page layouts are a great way to keep track of what you did each week. Pam's clean and graphic layout is big on black typography on white, and the colour for the layout comes from the photos themselves! Twenty-two photos on this one, my friends—now THAT'S storytelling.

## week 42

BY PAM TALLUTO

**supplies** DIGITAL JOURNALING CARDS: In a Creative Bubble; DIGITAL PHOTO TEMPLATES: Project Life, Paislee Press; DIGITAL STICKERS: Ali Edwards; POCKET PAGE PROTECTORS: Paislee Press, Project Life; FONTS: Helvetica, Katulac, Pistelli, Stamp, Times Italic, Traveling Typewriter



Honestly, there's so much to love about this layout—Did you see the School Life collection from Simple Stories in our 10 Most Wanted column? Karlla's cheerful layout shows it in action! We love all the dimension and texture she created with elements popped up with foam tape, the patterned paper folded up to reveal more patterns beneath, and the bits of twine on the two tags tucked behind her photos. A+, Karlla!

## choose to shine

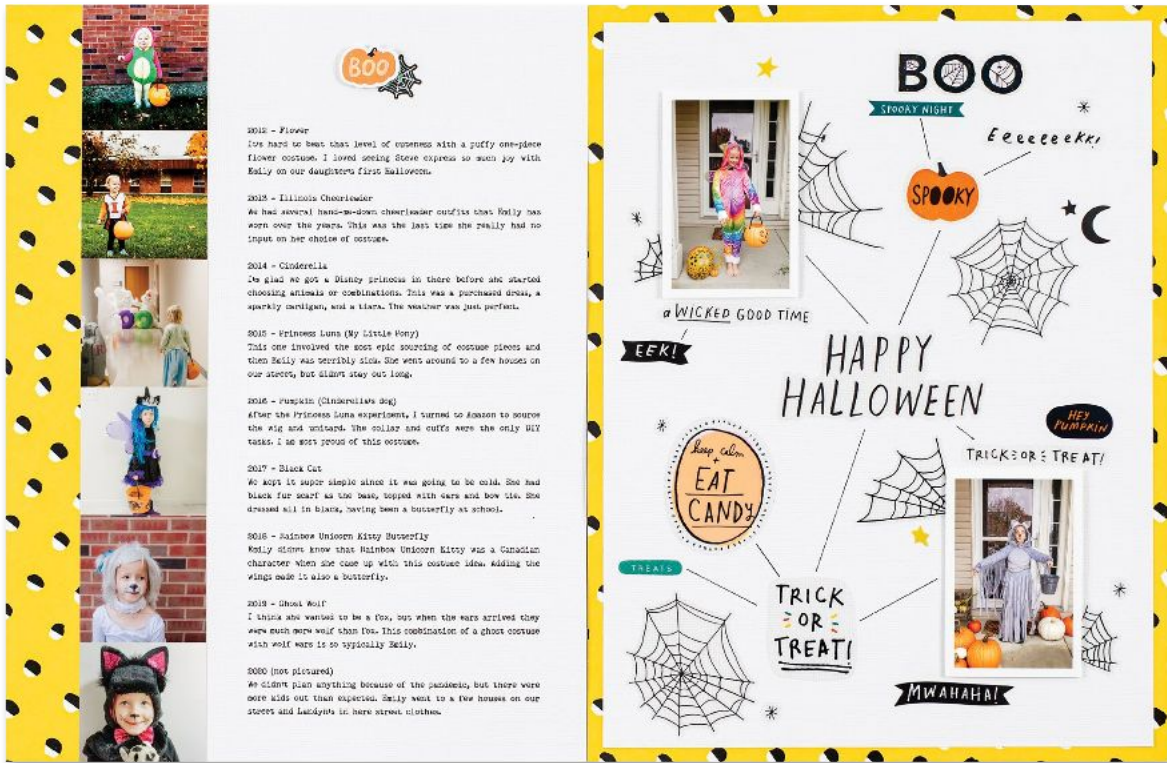
BY KARLLA DAUER

**supplies** PATTERNED PAPER, BEADS, CHIPBOARD, DIE CUT SHAPES, FRAMES, STICKERS, TAGS, TWINE: Simple Stories; ADHESIVE: Therm O Web



show your work!

If you'd love to see your project in this article, check out our website for more information about how you can submit. [scrapbookandcards.com/current-call](http://scrapbookandcards.com/current-call)



If documenting and journaling are your jam, you are going to love this layout by Jennifer! The left side is a timeline of nine years of Halloween costumes for her daughter Emily from 2012-2020. Such a great idea for a compilation layout that spans many years. And what wonderful stories, too!

happy halloween

BY JENNIFER WILSON

supplies CARDSTOCK: American Crafts; PATTERNED PAPER: Studio Calico; PEN: Sakura; STICKERS: Crate Paper; FONT: Remington Noiseless; ADHESIVE: Kokuyo

A trip to Paris is sure to result in magnificent inspiration for scrapbook layouts! We love all the vintage details that Marcia chose for her stunning layout about the Arc de Triomphe du Carrousel. Those details so perfectly capture the history and majesty of the region. It looks like it was a good day, indeed.

adventure

MARCIA DEHN-NIX

supplies CARDSTOCK: American Crafts, Bazzill Basics, Neenah; PATTERNED PAPER, CHIPBOARD, LETTER STICKERS, STICKERS: Vicki Boutin for American Crafts; ADHESIVE: 3M

