



inspiration

GALLERY





Claudia's beautiful layout absolutely oozes springtime vibes! The

verdant greens and pretty peaches mixed with florals and a leafy wreath make this layout a true delight. We love the little bits of white brick and faux awnings that make this design appear to be a charming boutique. All in all, it's a wonderful way to showcase Claudia's gorgeous photos of her house decorated to welcome spring.

welcome spring

BY CLAUDIA C. RESSLER


supplies CARDSTOCK: Bazzill Basics; PATTERNED PAPER, ENAMEL DOTS, STICKERS: Carta Bella Paper; EMBOSSING POWDER, INK: Ranger Industries; LETTER STICKERS: Pink Paislee; DIES: Paper Rose; FONT: Times New Roman; ADHESIVE: Tombow; OTHER: Decorative tape

There are so many pretty details to note on this card design by Joy. We love the crisp white-on-white background that allows the flowers to shine, and the dry embossed panel adds such pretty texture. In addition, the colouring is seriously marvelous, and the sequins and white pen accents really make this stunning floral swag incredible.

you amaze me

BY JOY BALDWIN

supplies CARDSTOCK: Neenah; STAMPS, SEQUINS, STENCILS: Honey Bee Stamps; INK: Tsukineko; EMBOSSING POWDER: Ranger Industries; MARKERS: Copic; ADHESIVE: Therm O Web





Who remembers concerts? *tears* Jennifer's awesome double-page layout chronicles a 2019 trip to Sacramento to see Eric Church with her husband. We just love how the fantastic picture of Eric in action has him "looking" directly at the handwritten journaling. By changing all of the photos to black and white, Jennifer was able to make the story an important element of the layout without any distractions. What a trip to remember!

eric church

BY JENNIFER EDWARDSON

supplies CARDSTOCK: American Crafts; PATTERNED PAPER, DIE CUT SHAPES, LETTER STICKERS, STICKERS: Felicity Jane; PENS/ MARKERS: Ali Edwards, American Crafts; PUNCH: EK Success; ADHESIVE: American Crafts, Scrapbook Adhesives for 3L

Sometimes all you need is a little retail therapy, right? Inessa embraced this philosophy throughout 2020, and this layout captures one shopping trip in particular that she enjoyed. Her layout is just darling! We love the sassy patterned paper border, the jaunty cut file title, and all of the super cute accents from the credit card and cute shopping bags to the I-need-a-pair-of-those pink Chucks!

shopping queen

BY INESSA PERSEKIAN

supplies CARDSTOCK: Bazzill Basics; PATTERNED PAPER: Felicity Jane, Simple Stories; CHIPBOARD: Felicity Jane, Simple Stories; STICKERS: Simple Stories; ELECTRONIC CUT FILE: Lacey Ann Designs; ADHESIVE: GlueDots, Tonic Studios





Grace created a huge whimsical rainbow on her design and proceeded to fill each colour swath with tiny bits and baubles in the same hue. What an absolutely adorable and creative layout feature! Looks like Grace's daughter takes after her mother with her winning a ribbon at her school's art gala. Congratulations!

believe in you

BY GRACE TOLMAN

supplies CARDSTOCK: Bazzill Basics; PATTERNED PAPER: American Crafts; INK: Ranger Industries; ENAMEL DOTS: Doodlebug Design, Jillibean Soup, My Mind's Eye; BRADS: Making Memories; LETTER STICKERS: American Crafts, Pinkfresh Studio, Teresa Collins; ELECTRONIC CUT FILES: Silhouette America; FONT: Century Gothic; ADHESIVE: Therm O Web; OTHER: Buttons

Dilay has masterfully captured the vivid florals of spring with this pretty purple design. The stenciled flowers are so lovely, but the details she included make this card extra special. Note the beautiful white-on-white frame made with scalloped and stitched dies and how the flowers cascading over the frame add so much movement.

congrats

BY DILAY NACAR

supplies CARDSTOCK: Neenah; GLITTER CARDSTOCK: Simon Says Stamp; DIES, INK, SEQUINS, STENCILS: Pinkfresh Studio; ADHESIVE: Gina K. Designs, Scrapbook Adhesives by 3L



Nothing sparks the curiosity of children like searching for Easter eggs outside in the green, green grass of spring! Majken captured some adorable photos of little Presley filling her basket with treasures. We love how the pretty floral cut file draws the eye to the two photos and the journaling. Also, did you notice her vibrant patchwork background? Majken is right on trend!

spring adventure

BY MAJKEN PULLIN

supplies CARDSTOCK, LETTER STICKERS: American Crafts; PATTERNED PAPER, BUTTONS, DIE CUT SHAPES, ENAMEL DOTS: Pink Paislee; ELECTRONIC CUT FILES: JustNick Cut Files; PAINT: Prima Marketing; FONT: SBC Distressed Typewriter; ADHESIVE: 3M, Scrapbook Adhesives by 3L, Therm O Web



Oh, how we love this beautiful card that Hussena created with these pretty flowers from Pinkfresh Studio! There's such a wonderful balance to this design with the subtle geometric background paired with the lovely metallic gold focal diamond. Nestling the spray of flowers along the left side of the diamond anchors the swag and the sophisticated font is perfection. Nicely done!

floral congrats

BY HUSSENA CALCUTTAWALA

supplies CARDSTOCK: American Crafts, Neenah; SPECIALTY PAPER: Canson, Colorbok, Fun Stampers Journey; STAMPS, SEQUINS: Pinkfresh Studio; INK: Altenew, Tsukineko; EMBOSSING POWDER: Ranger Industries; DIES: Lil' Inker Designs, Pinkfresh Studio, The Stamp Market; STENCILS: CrafterTreat; ADHESIVE: Tonic Studios; OTHER: Craft foam



Marcia's trip to Castle Neuschwanstein in Germany resulted in these absolutely magical photos! The castle in the enlarged shot looks completely like something from a fairytale. Marcia went for it with the storybook vibe by adding in swans, deer, birdies, and vintage florals in her double-page design. The soft sherbet colours against the stark, soft grey add to the majesty of this design. We're putting a visit to this site in Germany on our bucket list!

castle neuschwanstein

BY MARCIA DEHN-NIX

supplies CARDSTOCK, LETTER STICKERS: American Crafts; PATTERNED PAPER, CHIPBOARD, DIE CUT SHAPES: Crate Paper, Ranger Industries; ADHESIVE: 3M

One of the best ways to welcome new friends to the neighbourhood is with a little bit of handmade love. Laura's darling card evokes such a sense of welcome with its pretty little birdhouse accented with a bow and surrounded by a spring wreath. The pinked edges and stitching add an extra special touch.

hello neighbor

BY LAURA EVANGELINE

supplies CARDSTOCK: Scrapbook.com; PATTERNED PAPER, DIE CUT SHAPES, LETTER STICKERS, STICKERS: Pebbles, Inc.; SPECIALTY PAPER: Simon Says Stamp; DIES: Papertrey Ink; RIBBON: May Arts; ADHESIVE: Scrapbook.com




Rebeca's pretty layout features three darling photos of her little girl. And one of the patterned papers matches her dress to a T! We love it when that happens! The dreamy watercolour backdrop is a gorgeous backdrop for the heart of the layout which includes a floral visual triangle and lovely feminine scallops as well as simple patterned paper sections to complement the trio of photos.

happy days

BY REBECA RUIZ

supplies CARDSTOCK: American Crafts; PATTERNED PAPER, BUTTONS, DIE CUT SHAPES, STICKERS: Cocoa Vanilla Studio; STAMPS: American Crafts, Teresa Collins; INK: Tsukineko; PEN: Staedtler; SEQUINS: MultiCrafts Imports; PAINT: Shimmerz Paint; ADHESIVE: 3M, EK Success, Tonic Studio




These days, a pretty card in the mail is something to be treasured, and what would be more welcome in your mailbox than this delightful concoction by Elodie? The layering she achieved is absolutely inspiring. The panels of paper peeking out around the edges, a magnificent framed butterfly to highlight the sentiment, and abundant florals are honestly quite gasp-inducing.

wonderful you

BY ELODIE LUSSEAU

supplies PATTERNED PAPER, DIE CUT SHAPES, STICKERS: Crate Paper; ENAMEL DOTS: Cocoa Vanilla Studio, Eyelet Outlet; ADHESIVE: 3M



One sure sign that spring has arrived is the sound of the lawn mower sputtering to life. Aurélie's layout touched a chord with us and instantly brought to mind that smell of freshly cut grass. The use of greens and the almost melancholic black and white photo shot from behind are simply a superb capture of a typical spring day!

lawn mower

BY AURÉLIE CORMIER

supplies CARDSTOCK, STITCHING
 TEMPLATE: Stampin' Up!; PATTERNED PAPER, SPECIALTY PAPER, CHIPBOARD, DIE CUT SHAPES: American Crafts; STAMP: Trodat; INK: Gina K. Designs; PEN: Sharpie; EYELETS: Close To My Heart; LETTER STICKERS: American Crafts, Elle's Studio, My Mind's Eye; TRIM: DMC; SKETCH: Lottie Loves Paper; ADHESIVE: GlueDots, Scrapbook Adhesives by 3L

Can you tell that we are really drawn to patchwork these days? Isabelle's sweet and bright card is definitely cause for celebration! It's fabulous to notice the pieces of paper in all kinds of shapes and sizes (some with torn edges) all come together in the crazy quilt design with stitching and cheerful blooms.

patchwork celebrate

BY ISABELLE DOUCETTE

supplies CARDSTOCK: American Crafts; PATTERNED PAPER, DIE CUT SHAPES: Paige Evans for American Crafts; TRIM: DMC; SPRAY INK: Heidi Swapp; ADHESIVE: Scrapbook Adhesives by 3L, Scrapbook.com



It's always fun to see ideas for boy layouts, and this one by Rona is especially inspiring. The blues and greens work so well with the brothers in the photos, and the tearing here and there symbolizes the often rough and tumble lifestyle of little boys. We especially appreciate what Rona has done to make her title a standout. The word *better* is highlighted in a subtle frame and the capital letters of the word play well with the script *together*.

better together

BY RONA MALLARD

supplies CARDSTOCK: Core'dinations; PATTERNED PAPER, ART CRAYONS, DIE CUT SHAPES, LETTER STICKERS, STENCILS, STICKERS: Vicki Boutin for American Crafts; PENS, ELECTRONIC CUT FILES: Cricut; DIES: Spellbinders; FONT: Cricut LillyBelle; ADHESIVE: Kokuyo; OTHER: Typewriter, craft foam



Bluebirds are singin' and frogs are hoppin' on this crazy cute card by Tamara! Her

slimline design is such a fun way to focus on the critters in their different circles. She was able to include flowers, a toadstool, musical notes, and even a butterfly to the little stars of the show. Utterly adorable!

birds & frogs

BY TAMARA BARNES

supplies CARDSTOCK: Bazzill Basics, Neenah; SPECIALTY PAPER: X-Press It; STAMPS: Hello Bluebird; INK: Pinkfresh Studio; MARKERS: Copic; DIES: Hello Bluebird, Mama Elephant, Sizzix; ADHESIVE: Art Glitter Designer Adhesive, Ranger Industries



When a little princess gets to visit grown-up princesses at a royal dinner, it's an affair to remember! Natalie's double-page layout is packed with ten photos and tons of journaling in this magical design. Natalie employed a grid design that doesn't look too rigid with the addition of girly doilies and lots of sweet little hearts and accents. Such a darling layout for Disney lovers to emulate.

princess dinner

BY NATALIE STRAND

supplies CARDSTOCK: Park Lane; PATTERNED PAPER, LETTER STICKERS, STICKERS: Shimelle for American Crafts; ENAMEL DOTS: The Paper Studio; WOOD VENEER: Studio Calico; DECORATIVE TAPE: Recollections, Shimelle for American Crafts; FONT: Gill Sans Light; ADHESIVE: 3M, USArtQuest; OTHER: Vintage paper doilies, craft foam

All sorts of "wow!" and "oh my goodness" for this breathtaking slimline design! The monochromatic background is popped up for dimension and shadow and the flowers (so expertly coloured) look magnificent climbing up this tall card. Did you notice how the "rungs" in the background draw your eye up the design at that angle? Terrific attention to detail!

thanks for always being there

BY NENETTE S. MADERO

supplies CARDSTOCK: Neenah; SPECIALTY PAPER: Nara Synthetic Paper; STAMPS, EMBOSSING POWDER: Altenew; INK: Altenew, Tsukineko; DIES: Altenew, Pinkfresh Studio; ADHESIVE: Scrapbook Adhesives for 3L, Tombow; OTHER: Krylon Kamar Varnish





Circle it up on a layout this spring! How pretty is this focal point circle with pom-pom trim? Becki continued the circle theme with her beautiful photos of spring flowers. We love the butterflies flitting from the top and bottom where Becki added interest with a little section of torn paper revealing a surprising pink background. Her multi-coloured title matches the colours of all the elements in this layout so well.

happy spring

BY BECKI ADAMS

supplies CARDSTOCK: American Crafts; PATTERNED PAPER, DIE CUT SHAPES, ENAMEL DOTS, LETTER STICKERS, STICKERS: Paige Evans for American Crafts; RIBBON: Simplicity; CIRCLE CUTTER: We R Memory Keepers; DISTRESSING TOOL: Tim Holtz; FONT: American Typewriter Condensed; ADHESIVE: Scrapbook.com

show us your work!

If you'd love to see your project in this article, check out our website for more information about how you can submit.

scrapbookandcards.com/current-call