



inspiration

GALLERY





Ohhhhh, the gorgeousness of this design by Yarelys!

If you haven't pulled out your border punches in a while, we're pretty sure this layout will convince you that it's time. The background of the layout was created by layering patterned papers in rainbow order and cutting the strips into a circle. Such an awesome effect on a white background!

wonderful summer day

BY YARELYS RODRIGUEZ

supplies CARDSTOCK, PAINT: Vicki Boutin for American Crafts; PATTERNED PAPER, LETTER STICKERS: Paige Evans for American Crafts; STICKERS: Paige Evans for American Crafts, Scrappin' Happy Studio; ADHESIVE: Therm O Web; OTHER: Border punch

Nothing says summer like gingham, flowers, and a slice of watermelon!


Cathy's sweet and delicious shaped card is giving us this iconic summer treat without the sticky mess. The enamel dots and brightly coloured twine provide the cutest finishing touches to her design.

happy summer

BY CATHY HARPER

supplies CARDSTOCK: American Crafts, Bazzill Basics; PATTERNED PAPER, CHIPBOARD: Simple Stories; ENAMEL DOTS: Queen & Co.; BUTTONS: Buttons Galore; ELECTRONIC CUT FILE: Lori Whitlock; ADHESIVE: 3M, GlueDots





Ahhhh, paradise! Julie's beautiful double-page layout embodies the tropical vibes of a night in Maui. We love the spectacular sunset photos coupled with the shots of a delicious outdoor dinner she shared with her husband. The mini surfboard showcasing the dinner menu from their night is the perfect embellishment!

paradise

BY JULIE LEONHARDT

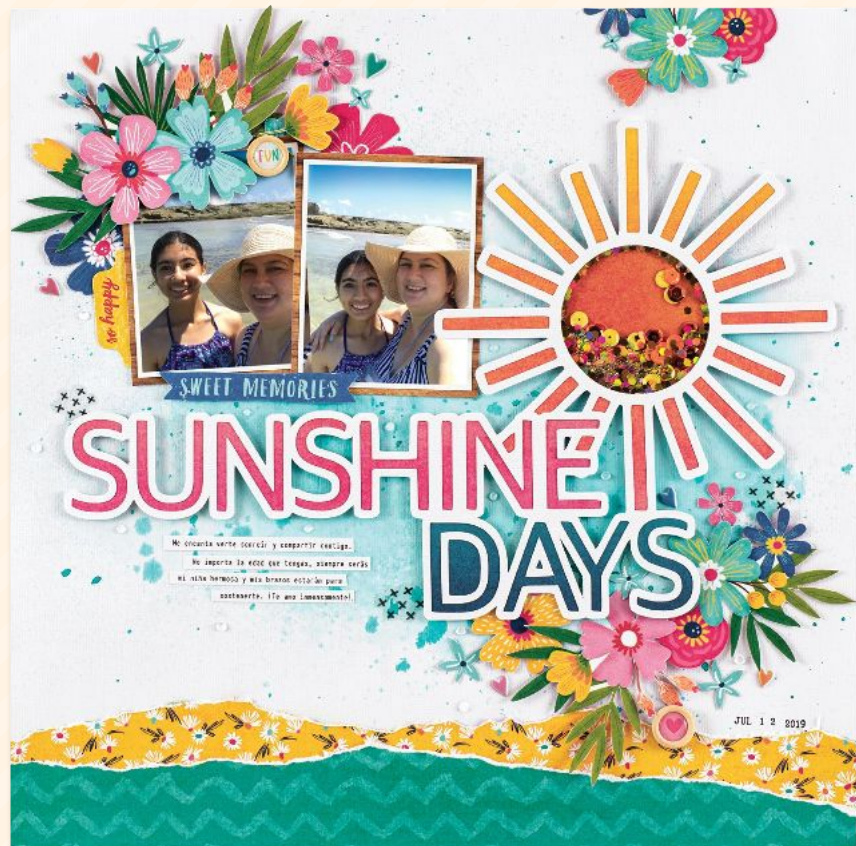
supplies CARDSTOCK: Bazzill Basics; PATTERNED PAPER: Graphic 45, Kaisercraft; MARKERS, DECORATIVE TAPE: Stampin' Up!; STICKERS: Kaisercraft, We R Memory Keepers; ELECTRONIC CUT FILES: Cricut; ADHESIVE: AdTech, Stampin' Up!


Rebeca's layout has so many wonderful elements to it! From the torn patterned papers at the bottom to the aqua wash in the background to the three clusters of florals, there's strong design and lots of interest, too. Our favourite part is the dazzling, super cute shaker sun!

sunshine days

BY REBECA RUIZ

supplies CARDSTOCK, STAMPS: American Crafts; PATTERNED PAPER, BUTTONS, DIE CUT SHAPES, STICKERS: Cocoa Vanilla Studio; SPECIALTY PAPER: Avatar Transparency; INK: Tsukineko; SEQUINS: Multicrafts Imports; ELECTRONIC CUT FILES: Peartree Cutfiles; SPRAY INK: Tattered Angels; DIMENSIONAL GLAZE: Tonic Studio; PAINT: Liquitex; GLITTER: Michaels, Target; FONT: Typewriter Condensed Demi; ADHESIVE: 3M, Scrapbook.com





The colours on this beautiful layout by Youngmi are simply breathtaking, and the abundance of white space almost allows us to hear the waves crashing on the beach. The crisp thin stripes at the top add sophistication to this design, and the deliberate yet playful placements of the elements make this beauty a work of art. Just stunning!

you, me + the sea

BY YOUNGMI AN

supplies CARDSTOCK: American Crafts; PATTERNED PAPER, DIE CUT SHAPES, STICKERS: Crate Paper; STAMP: Altenew; PEN: Muji; ENAMEL DOTS: Freckled Fawn; WOOD VENEER: Studio Calico; PAINT: Folk Art; ADHESIVE: Kokuyo, Kuretake Zig, The Paperie Shop, Zots

Watching the joy of a sweet girl finding a ladybug is precious but capturing it on film is the best! This adorable layout by Mari shines with a fantastic photo. We love how she focused on the photo with lots of surrounding white space and a thin black and white frame. The stenciled background adds just a hint of colour without distracting us from the original design. And the big bow is the perfect accent to balance out the title!

sweet beauty

BY MARI CLARKE

supplies CARDSTOCK: Bazzill Basics; PATTERNED PAPER, DIE CUT SHAPES, STICKERS: Maggie Holmes for Crate Paper; INK: Tim Holtz for Ranger Industries; ELECTRONIC CUT FILES: JustNick Cut Files; STENCIL: Vicki Boutin for American Crafts; SPRAY INK: Dina Wakley for Ranger Industries, Heidi Swapp; FONT: Special Elite; ADHESIVE: Scrapbook Adhesives by 3L, Gina K. Designs




Wedding season is upon us and Julie's layout is just the inspiration necessary to honour the bride and groom. Perhaps you picked up this magazine for the first time to figure out how to create a scrapbook for your wedding. Julie's chic and simple layout may be just the style you were looking for! Her elegant design focuses on what's important: the happy couple.

happily ever after

BY JULIE CHARNOCK

supplies CARDSTOCK: American Crafts; PATTERNED PAPER, DIE CUT SHAPES, ENAMEL DOTS, LETTER STICKERS: Pinkfresh Studio; ADHESIVE: Tombow




Oh my goodness, this card just might be the cutest thing we've ever seen! Kavya gathered a darling collection of characters and critters on this delightful mini slimline design with rocks, brush, and rolling hills. We are truly inspired by the dotted brown sky and sun and her amazing colouring!

rawr

BY KAVYA NAGALAKUNTA

supplies CARDSTOCK: Papertrey Ink, Recollections, Taylored Expressions; STAMPS: My Favorite Things; INK: Taylored Expressions; MARKERS: Ohuhu, Pentel, Prismacolor; DIES: Crafty Meraki, Papertrey Ink, Sunny Studio Stamps; ADHESIVE: 3M, Bearly Art



Taco Tuesday is always a good idea, but tropical Taco Tuesday is terrific! Luscious florals and exotic birds capture the feel of hot and humid days in this lush and gorgeous layout by Marcia. Looks like the happy couple is taking a break after a day of sightseeing to enjoy those colourful drinks that look awfully refreshing!

taco tuesday

BY MARCIA DEHN-NIX

supplies CARDSTOCK: Bazzill Basics; PATTERNED PAPER, DIE CUT SHAPES, STICKERS: Pink Paislee; ENAMEL DOTS: Simple Stories; ELECTRONIC CUT FILES: Marcia Dehn-Nix; ADHESIVE: 3M

We are delighted by this adorable slimline card with its fresh-from-the-garden appeal. Lisa brings lots of charm and texture to her design with hand stitching, darling die cut carrots, rustic twill, and cheerful gingham and polka dots. This would be the perfect card to send to someone whose summers are filled with planting, weeding, and harvesting!

apron of abundance

BY LISA SCHENCK

supplies CARDSTOCK, PATTERNED PAPER: Papertrey Ink; STAMPS: Ink to Paper; INK: Tim Holtz for Ranger Industries; BUTTONS: Sew-Ology; DIES: Ink to Paper, The Greetery; TRIM: DMC, Merchant 41, Stampin' Up!; ADHESIVE: Beary Art




Our readers tell us that they want more ideas for layouts about boys and men, and this energetic layout is definitely ideal for masculine layout inspiration! Heather hit a home run by framing her two adorable photos with thin black lines allowing them to stand out against the geometric background. Two strong lines vertically and horizontally give a strength and balance to the design and give the photos a grounded feel.

by myself

BY HEATHER DU TOIT

supplies CARDSTOCK: Bazzill Basics; PATTERNED PAPER, DIE CUT SHAPES, ENAMEL DOTS, LETTER STICKERS, STICKERS: Pinkfresh Studio; SPECIALTY PAPER: Hallmark Tissue Paper; STAMPS: Project Life; INK: Tim Holtz for Ranger Industries; PENS: Kingart; ENAMEL HEARTS: Stickernara; SKETCH: Victoria Calvin; FONT: Century Gothic; ADHESIVE: Art Glitter Glue, Crafter's Square, Creative Memories



There's something special about a custom-made wedding card!

The blooms on Nina-Marie's lovely card were watercoloured with care making this design one for the newlyweds to cherish for years to come. Notice how the bouquet was popped up with foam tape and then a wash of watercolour spills onto the card base for depth and dimension. Simply stunning!

wishing you all the happiness

BY NINA-MARIE TRAPANI

supplies CARDSTOCK: Simon Says Stamp; SPECIALTY PAPER: Strathmore Watercolour Paper; STAMPS: Memory Box; INK: Lawn Fawn, Simon Says Stamp, Tim Holtz for Ranger Industries; MARKERS: Karin; SEQUINS: Trinity Stamps; ADHESIVE: 3M, Ranger Industries



Summer is the perfect time for messy outdoor activities! Just crank up the hose when you're done, and clean-up is a snap. We ADORE this cheerful and colourful layout by Natalie celebrating a sunny day doing art in the driveway. Notice the playful font, the spray of stars, and the gathering of goodies above the journaling. Just way too cute!

foot painting

BY NATALIE STRAND

supplies CARDSTOCK, LETTER STICKERS: American Crafts; PATTERNED PAPER: Bella Blvd, Close To My Heart, My Mind's Eye; ENAMEL DOTS: The Paper Studio; STICKERS: Close To My Heart; PASTE: Therm O Web; PUNCH: Fiskars; STENCIL: Paige Evans; POCKET JOURNALING CARD: Project Life; FONT: American Typewriter Regular; ADHESIVE: 3M, ArtQuest

What flowers are growing in your neighbourhood or yard? Gather roses for a cheerful nosegay in your home and gather your flower stamps to create a vibrant nosegay to send to a friend! Cori decided to send a lovingly coloured rose as a thank you. What a beautiful surprise in the mail this would be!

thanks

BY CORI PADILLA

supplies CARDSTOCK: Stampin' Up!; PATTERNED PAPER: Crate Paper; WATERCOLOUR PAPER: Fabriano; MASKING PAPER: Simon Says Stamp; STAMPS: The Stamp Market; INK: Simon Says Stamp, Tsukineko; MARKERS: Karin, Prismacolor; ADHESIVE: Kokuyo, Scrapbook.com, Tombow




Oh, how lovely is the scene that Monique creates on this quintessential summertime layout! Notice how the cloud patterned paper extends the sky and the striped paper behind the photos fades from blue to gold like the water fading into the sand! The pops of pink add a fun contrast to this beachy-keen page!

sunny skies and sandy toes

BY MONIQUE LOWE

supplies CARDSTOCK: Bazzill Basics; PATTERNED PAPER, DIE CUT SHAPES, STICKERS: Cocoa Vanilla Studio; STAMPS: Elle's Studio; INK: Tim Holtz for Ranger Industries; SEQUINS: Lucy's Cards; LETTER STICKERS: Bella Blvd; DIES: Sizzix; ELECTRONIC CUT FILES: Peartree Cutfiles; FONT: Rough Typewriter; ADHESIVE: Ranger Industries, Stick It, Stix2



The intricate white butterfly on this gorgeous card looks as if it's fluttering towards us! Natasha's vibrant and artistic background positively glows with beauty. It's a mini mixed media masterpiece, don't you agree? Stencils give so many creative options for interesting and FUN background techniques.

sweet friend

BY NATASHA VACCA

supplies CARDSTOCK: Canson; STAMP, DIES, SEQUINS, STENCILS: Simon Says Stamp; INK: WOW!; EMBOSSING POWDER: Ranger Industries; PAINT: Ken Oliver; ADHESIVE: Art Glitter Glue



Becki's layout is filled with summer sweetness!

The sunny smiles and time spent together in the outdoors are summertime essentials, and this photo captures the friendship of these two girls. Check out all of the details: from the cute blue patterned corner (carried out in the photo frame and bottom right triangle) to the punches of pink in the florals, the title, and the lace, and the attention to texture with stitching and twine. The inspiration is off the charts!

friends forever

BY BECKI ADAMS

supplies CARDSTOCK: American Crafts, Carta Bella Paper; PATTERNED PAPER, CHIPBOARD, DIE CUT SHAPES, LETTER STICKERS, STICKERS: Pinkfresh Studio; STAMP: Heidi Swapp; INK: Scrapbook.com; ELECTRONIC CUT FILES: Silhouette America; FONT: Special Elite; EDGE DISTRESSER, PAPER PIERCER: Tim Holtz for Ranger Industries; ADHESIVE: Scrapbook Adhesives by 3L, Scrapbook.com; OTHER: Ribbon, twine

show us your work!

If you'd love to see your layout in this article, check out our website for more information about how you can submit. scrapbookandcards.com/current-call