

page maps

Want to kick-start your next design? With *PageMaps* you'll be inspired to create in no time flat!

Embrace the power of a project sketch, and soon you'll begin to visualize the possibilities! Let these creative maps guide your creations so you can spend more time enjoying the process and less time trying to figure out where to start.



DESIGN TIP:

Repeat for unity!

Notice all the things that Marci repeated: enamel dots, the stenciled paste, and the butterfly die cuts. Each of these elements help to unify the overall design.


smile

BY MARCI VILLANUEVA

supplies CARDSTOCK, PEN: American Crafts; PATTERNED PAPER, CHIPBOARD, ENAMEL DOTS, STICKERS: Simple Stories; STAMPS: Ali Edwards, One Canoe Two; INK: Ranger, Tsukineko; LABELS: Avery; PASTE: Ranger; STENCIL: Vicki Boutin for American Crafts; FONT: Remington Noiseless; ADHESIVE: Art Glitter, Scrapbook Adhesives by 3L, Tombow

design with journaling cards

Marci submitted this fantastic design to our call for submissions based on the summer PageMaps sketch, and it really caught our eye! We love how she used journaling cards cut from 12 x 12 paper to create a cohesive backdrop for her sweet (pun intended!) photo. The layout frame with stripes going different ways and the tiny touches of texture from the stenciled paste add lots of delightful interest to this smashing design.





tilt your photos

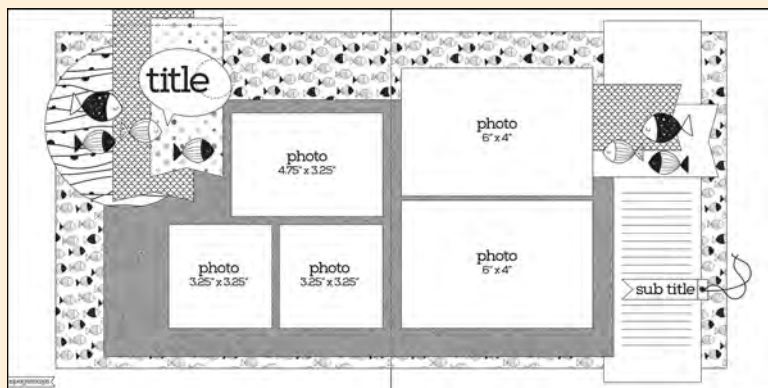
Wendy Sue's double-page spread sets the perfect example for grounding a side-by-side design. The bold dots span the two pages, and the smaller dot patterns give each side a home for the five photos included. Instead of a straight line of photos, she added whimsy to the layout by tilting the photos. That one design choice brings something different to the table, doesn't it? Bookmark this layout for future use. You won't regret it!

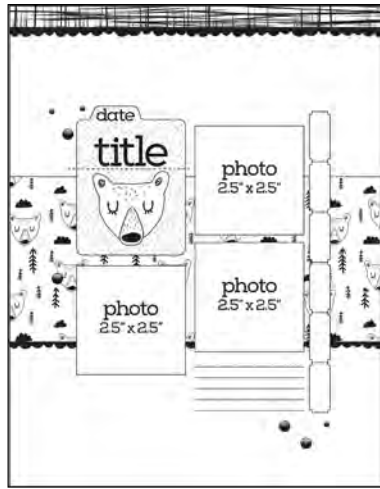
magical adventure

BY WENDY SUE ANDERSON

supplies CARDSTOCK, PATTERNED PAPER, BRADS, CHIPBOARD, DECORATIVE TAPE, DIE CUT SHAPES, DIES, ENAMEL DOTS, STICKERS: Carta Bella Paper; LETTER STICKERS: Fancy Pants Designs; FONT: Courier New; ADHESIVE: Scrapbook Adhesives by 3L, Therm O Web

BONUS LAYOUT PAGEMAPS





get inspired by the sketch

A thin line of what looks like tickets on the right side of the PageMap comes to life on Meghann Andrew's layout. Since her tickets are larger, she extended the line from the top of the layout all the way to the bottom. Notice the details she added that mimic the sketch: the photos in the same spot, the journaling beneath the photos, the title with an image completing the grid, the torn paper strip at the top, and a thick patterned paper section across the middle. PageMaps are designed to take you out of your design rut!



life's a picnic

BY MEGHANN ANDREW

supplies CARDSTOCK: Bazzill Basics, Close To My Heart; PATTERNED PAPER, DIE CUT SHAPES, ENAMEL DOTS, STICKERS: Pinkfresh Studio; VELLUM: Bazzill Basics; STAMPS: American Crafts, Elle's Studio; INK: Close To My Heart, Tsukineko; ADHESIVE: Therm O Web



Meghann Andrew shows how she created this layout on the SCT YouTube channel. Watch here:

<https://bit.ly/pmsct2022>


BONUS CARD PAGEMAPS



The featured PageMaps are available for download on our website. Find them at scrapbookandcards.com/sketches



DESIGN TIP: Cool colours make for charming cards! Bust out those blues and purples to create a very serene, calming palette for any card design.



classic and cute

This nostalgic PageMap reminds us of lazy summer days of yore. Jean's first card leans into this vibe with sweet florals, soft patterns, and textural twine. The beauty of this sketch is that she really didn't have to think too hard to execute this design. For her second card, Jean flipped the sketch on its side and came up with this cute and whimsical card using the bones of the original PageMap. While the second design incorporates birds rather than flowers, the heart of the sketch can be found in the main elements of the design.



Submit YOUR Work

We post a new PageMap for each issue we're working on and select a layout created from it to include in the magazine. If you'd love to see your layout in this article, check out our website for more information about how you can submit. scrapbookandcards.com/current-call

you've been on my mind

BY JEAN DOERINGSFELD

supplies CARDSTOCK: Copic, Hammermill; PATTERNED PAPER: Craft Consortium; STAMPS: Photoplay Paper; INK: Catherine Pooler Designs, Gina K. Designs; MARKERS: Copic; SEQUINS: Taylored Expressions; DIES: Photoplay Paper, Spellbinders; TRIM: May Arts; ADHESIVE: Kokuyo, Simon Says Stamp, Tonic Studios

life is tweet

BY JEAN DOERINGSFELD

supplies CARDSTOCK: Copic, Hammermill; PATTERNED PAPER: Craft Consortium; STAMPS: Photoplay Paper; INK: Catherine Pooler Designs, Gina K. Designs; MARKERS: Copic, Sakura; SEQUINS: Taylored Expressions; DIES: Lawn Fawn, Photoplay Paper; TRIM: May Arts; DIMENSIONAL ADHESIVE: Ranger; ADHESIVE: Kokuyo, Simon Says Stamp, Tonic Studios

start with a sketch today!

Find more inspiring sketches at pagemaps.com