

creating with sketches

Whenever you're stuck in a rut, pull out a sketch, and you'll be designing something you love in no time!

Let these inspiring sketches designed by Allison Davis guide your next creation so you can spend more time enjoying the process and less time determining where to start.



CHECK IT OUT:

Several of our readers submitted projects based on this sketch. See if you can find two more in our Inspiration Gallery starting on pg. 63!

hugs & kisses


BY ANDREA LAKE

supplies CARDSTOCK: American Crafts; PATTERNED PAPER: Paige Evans for American Crafts; PEN: Paper Mate; BRADS, ENAMEL DOTS, LETTER STICKERS, STICKERS: Simple Stories; CHIPBOARD: Maggie Holmes for American Crafts; EPHEMERA: Paige Evans for American Crafts, Simple Stories; TRIM: Michaels; ADHESIVE: Scrapbook.com

get to the point

Andrea submitted this fantastic design based on our spring sketch, and it really caught our eye! The large striped arrow points to the two photos and title. The commanding title fits well with this large shape, and all those pretty flowers anchor and frame the two cute photos of Andrea, Wynne, and Astro enjoying a day at the park.





line it up

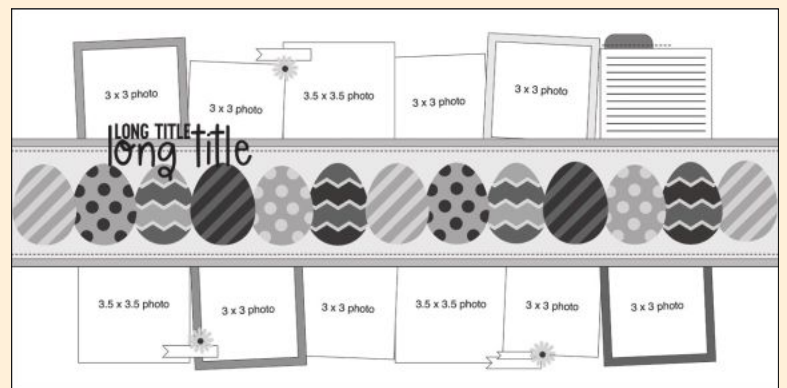
Wendy Sue created this pretty layout based on the double-page sketch. The sketch itself features four photos and a journaling block, but she chose to only use two spots for photos. As her family grows and time spent together becomes rare, she wanted to cherish this special day spent laughing, smiling, being silly, and just being together.

together

BY WENDY SUE ANDERSON

supplies CARDSTOCK, PATTERNED PAPER, ENAMEL DOTS, EPHEMERA, STICKERS: Carta Bella Paper; TRIM: May Arts; FONT: Traveling Typewriter; ADHESIVE: Scrapbook Adhesives by 3L

BONUS LAYOUT SKETCHES





See how Meghann created this charming layout! Watch the tutorial here: bit.ly/SP23Meghann



card making crossover

Meghann decided to approach her layout with one photo, rather than three, and it works magnificently! This one photo somehow matches the sentiment in Meghann's journaling about how her daughter is growing into a lovely young lady. Many of the products Meghann used to create this layout are ones that are typically used for making cards, but why should the card makers have all the fun?



NEW

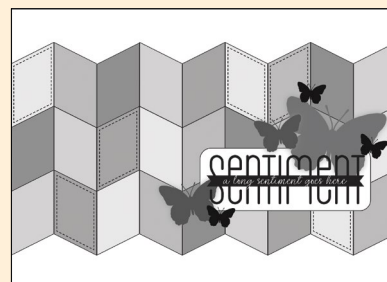

Get even MORE out of Allison's sketches with her Bonus Sketch Options and 2023 Spring Sketch downloads. Find them at scrapbookandcards.com/bonus-content

lovely you

BY MEGHANN ANDREW

supplies CARDSTOCK: Bazzill Basics, Concord & 9th, Spellbinders; PATTERNED PAPER, INK: Close To My Heart; STAMPS: Elle's Studio, Scrapbook.com; ENAMEL DOTS: Concord & 9th, Close To My Heart; STICKERS: Elle's Studio; EPHEMERA: Crate Paper; DIES: Scrapbook & Cards Today, Spellbinders; PAINT: American Crafts; FONT: Rough Typewriter; ADHESIVE: Gina K. Designs, Scrapbook Adhesives by 3L; OTHER: Journaling card

BONUS CARD SKETCHES



The featured sketches are available for download here: scrapbookandcards.com/bonus-content



DESIGN TIP:

Grey is a gorgeous colour to create with.

If you're searching for the perfect neutral, don't overlook grey for your next card!



do it up with die cuts

This pretty spring card sketch is a stunning way to

showcase your favourite flowers! For her first card, Charlene patterned her design quite closely to the sketch with a large swath of die cut flowers and butterflies. She's even placed the sentiment in almost the exact same spot. For her second card, she turned the sketch on its side and featured even more beautiful die cut blooms. The soft grey dotted patterned paper adds a lovely interest to the background.



Submit YOUR Work

We post a new sketch with each issue we're working on and select a project created from it to include in the magazine. If you'd love to see your layout or card in this article, check our website for more information about how you can submit. scrapbookandcards.com/current-call

thinking of you

BY CHARLENE MADRID

supplies CARDSTOCK: Lawn Fawn, Michaels; STAMPS, DIES, ENAMEL DOTS: Concord & 9th; INK: Tsukineko; ADHESIVE: Gina K. Designs, Scrapbook.com

hello there

BY CHARLENE MADRID

supplies CARDSTOCK: Lawn Fawn, Michaels; PATTERNED PAPER: Heffy Doodle; SEQUINS: Picket Fence Studios, Simon Says Stamp; DIES: Picket Fence Studios; ADHESIVE: Gina K. Designs, Scrapbook.com

start with a sketch today!

Find more inspiring sketches at scrapbookgeneration.com/sg-exclusives/downloads/free-sketches/