

# creating with sketches

Whenever you're stuck in a rut, pull out a sketch, and you'll be designing something you love in no time!

Let these creative sketches for design guide your next creation so you can spend more time enjoying the process and less time determining where to start.



#### CHECK IT OUT:

Several of our readers submitted projects based on this sketch. See if you can find two more in our *Inspiration Gallery* starting on pg. 63!


#### summer fun

BY JENNIFER HAGGERTY

**supplies** CARDSTOCK: American Crafts; PATTERNED PAPER, ENAMEL DOTS, EPHEMERA, STICKERS: Simple Stories; STAMPS: Wild Whisper Designs; INK: Ranger; CUT FILES: Silhouette America; TRIM: Whisker Graphics; ADHESIVE: Scrapbook Adhesives by 3L, Tombow; OTHER: Typewriter

#### radiate awesome

Jennifer submitted this fantastic design based on our summer sketch, and we love it so much! You'll notice that instead of three photos, she stuck with one. And we get it! What an engaging photo. Like the sketch, her title is flanked by summer icons, and the patterned paper rays add a major dose of colour and fun! We love how she added heft to her journaling by placing it on a tag. Nicely done, Jennifer!






### tell the story

Victoria created this amazing layout based on the double-page sketch. This sketch with its ample room for photos and journaling allowed Victoria to tell an important story about the museums and exhibits she has been able to visit with her daughter Corinne. They have found that these visits spark interesting discussions leading to deeper thought.

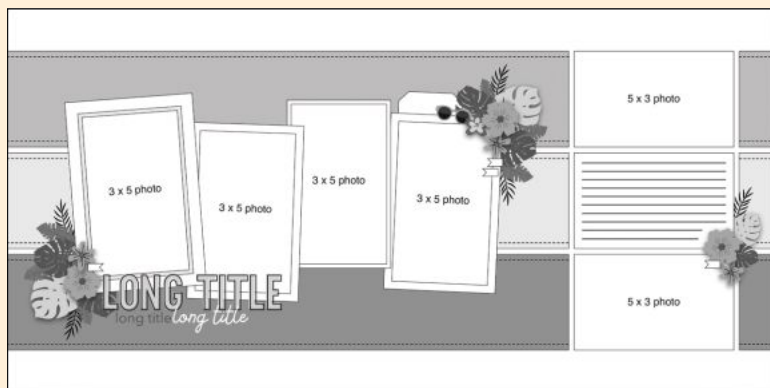
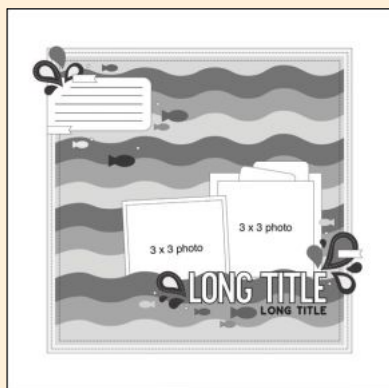
### shine happy


BY VICTORIA CALVIN

**supplies** PATTERNED PAPER, CHIPBOARD, EPHEMERA, STICKERS: Carta Bella Paper; DIES: We R Makers; FONT: American Typewriter; ADHESIVE: Scrapbook Adhesives by 3L, Tombow



### BONUS LAYOUT SKETCHES





## reason to celebrate

A greyscale sketch leaves all the colour options open, so we are particularly enamored with the red and white Virginia chose to pay homage to our dear Canada. We love how she decided to approach her layout with two photos rather than one since the two photos really show the personality of little miss Canadian cutie! The cascading banners at the bottom of the sketch and layout are a great way to celebrate anything!



Get even MORE out of Allison's sketches with her Bonus Sketch Options and 2023 Summer Sketch downloads. Find them at [scrapbookandcards.com/bonus-content](https://scrapbookandcards.com/bonus-content)

## celebrate

BY VIRGINIA NEBEL

**supplies** CARDSTOCK: Neenah; PATTERNED PAPER, ENAMEL DOTS, EPHEMERA, STICKERS: Bella Blvd; STAMPS: Scrapbook & Cards Today; INK: Tsukineko; DIES: LDRS Creative, Pinkfresh Studio; EMBOSSING FOLDERS: Sizzix; FONT: American Typewriter; ADHESIVE: Therm O Web

## BONUS CARD SKETCHES



The featured sketches are available for download here:

[scrapbookandcards.com/bonus-content](https://scrapbookandcards.com/bonus-content)

**DESIGN TIP:**

**Don't get stuck on the idea of a cool summer treat** if you don't have one! It's merely a suggestion, so any repeated element will do.



**vegetable puns for the win**

**This delicious summer card sketch does repetition just right!**

For her first card, Betsy patterned her design quite closely to the sketch with five summer vegetables marching across her horizontal card. How cute is that punny sentiment? And the green twine feels so right. On her second card, she turned the sketch on its side and has the vegetables falling into (or flying out of?) the basket. The richly coloured stripes on each card add a summertime brightness to each design.



**Submit YOUR Work**

We post a new sketch with each issue we're working on and select a project created from it to include in the magazine. If you'd love to see your layout or card in this article, check our website for more information about how you can submit. [scrapbookandcards.com/current-call](http://scrapbookandcards.com/current-call)

**i've bean thinking of you**

BY BETSY GREEN

**supplies** CARDSTOCK: American Crafts, Concord & 9th, Epson; STAMPS: Hero Arts; INK: Concord & 9th, Tsukineko; DIES: Concord & 9th, Hero Arts, Lawn Fawn; TRIM: American Crafts; ADHESIVE: 3M, Gina K. Designs, Scrapbook Adhesives by 3L

**thanks a bunch**

BY BETSY GREEN

**supplies** CARDSTOCK: American Crafts, Concord & 9th; STAMPS: Altenew, Hero Arts; INK: Concord & 9th, Tsukineko; DIES: Concord & 9th, Hero Arts; EMBOSSING FOLDER: Altenew; ADHESIVE: Gina K. Designs, Scrapbook Adhesives by 3L

*start with a sketch today!*

Find more inspiring sketches at [scrapbookgeneration.com/sg-exclusives/downloads/free-sketches/](http://scrapbookgeneration.com/sg-exclusives/downloads/free-sketches/)