


designer challenge



Blooming Wild patterned papers
by Paige Evans for American Crafts
[americancrafts.com/
collections/paige-evans](http://americancrafts.com/collections/paige-evans)



Life is Beautiful chipboard
by Echo Park Paper
echoparkpaper.com




Layered Chevron die
by Scrapbook & Cards Today
scrapbookandcards.com



Here There and Everywhere stickers by Carta Bella Paper
[echoparkpaper.com/
carta-bella-paper](http://echoparkpaper.com/carta-bella-paper)

Wendy Sue Anderson, Mari Clarke, and Andrea Lake were provided with the same four products and challenged to create a layout.

With a little bit of creativity, even the smallest stash of supplies can produce something spectacular. Check out how each designer used her ingenuity to create a beautiful layout.



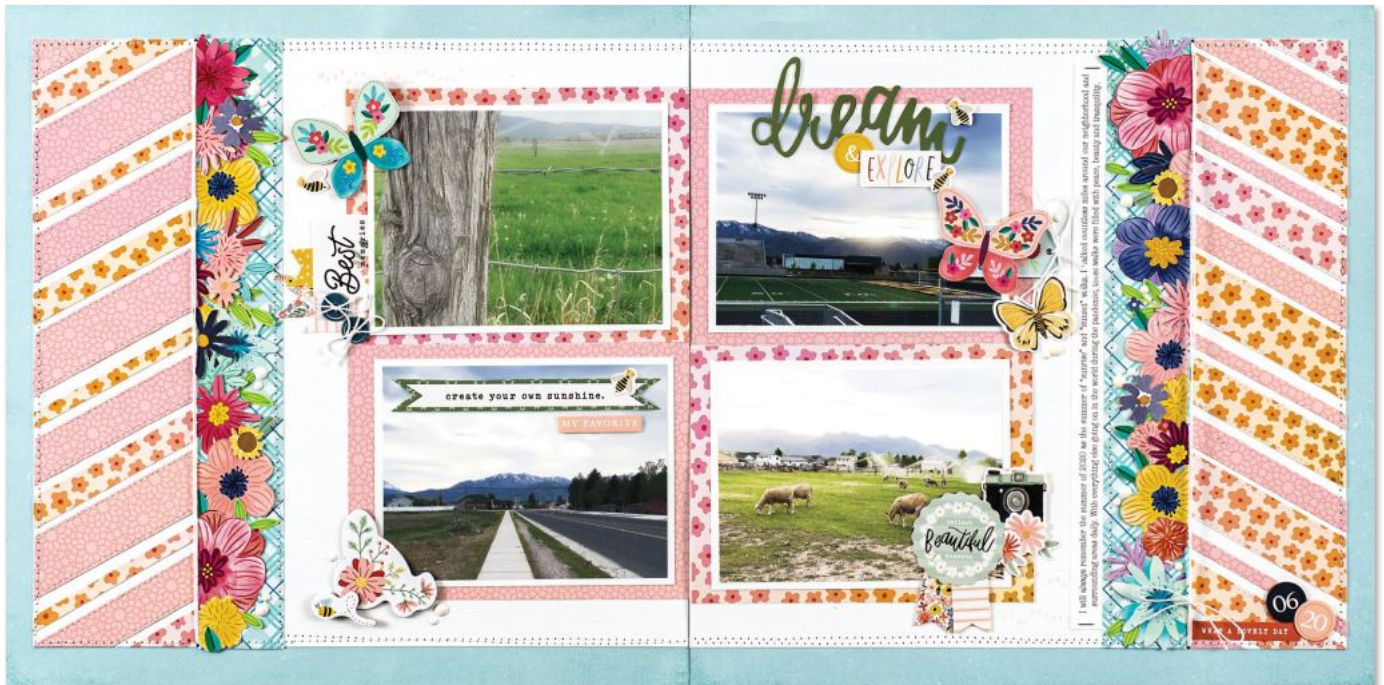
ANDREA'S DESIGN TIPS: Play up that paper!

- Savour every last piece of your beautiful patterned papers by die cutting commanding chevrons.
- Create "stairs" with your journaling. Consider how strip journaling appears when stacked and use it as a design element. Notice how a butterfly is resting atop Andrea's journaling!

that was magical

BY ANDREA LAKE

additional supplies CARDSTOCK: American Crafts; PEN: Paper Mate; ENAMEL DOTS: Simple Stories; ADHESIVE: Scrapbook.com



WENDY SUE'S DESIGN TIP: Balance it out!

- Sometimes symmetry is the way to go! Line up your page elements so they mirror one another for balance and an overall pleasing design.

dream & explore

BY WENDY SUE ANDERSON

additional supplies CARDSTOCK: Carta Bella Paper, Echo Park Paper; STAMPS: Close To My Heart; INK: American Crafts; ENAMEL DOTS: Echo Park Paper; PUNCHES: We R Makers; FONT: American Typewriter; ADHESIVE: Scrapbook.com



MARI'S DESIGN TIPS:

Include lots of open space!

- Mari used the chevron die in a clever way by creating a horizontal pattern across her layout with the different patterned papers.
- Place the photo on the horizontal line created with the chevron to draw the eye to it!

happy

BY MARI CLARKE

additional supplies CARDSTOCK: Bazzill Basics; DIES: Pinkfresh Studio; PUNCHES: Marvy Uchida; FONT: Calibri; ADHESIVE: Scrapbook Adhesives by 3L