

# inspiration

GALLERY



There's a riot of colour radiating on this stunning, tropical layout by Marcia. We can almost feel the beat of the music throbbing in the sultry Hawaiian air.

## loving this

BY MARCIA DEHN-NIX

**supplies** CARDSTOCK: Bazzill Basics; PATTERNED PAPER, EPHEMERA, LETTER STICKERS: Vicki Boutin for American Crafts; INK: Ranger; ENAMEL DOTS: American Crafts; CHIPBOARD: Echo Park Paper; ALOHA FLAIR: A Flair for Buttons; CUT FILES: Hero Arts; SPRAY INK: Heidi Swapp, Tattered Angels; ADHESIVE: 3M

Share some love this summer with a cheerful handmade card. We love the glowing warmth that Angela created on this summery design.

## your heart is so big

BY ANGELA HODGSON

**supplies** CARDSTOCK: Hammermill, Stampin' Up!; STAMPS, DIES: Pinkfresh Studio; INK: Concord & 9th, Pinkfresh Studio; ENAMEL DOTS: Simple Stories; STENCILS: Taylored Expressions; ADHESIVE: Scrapbook Adhesives by 3L





Jessica's gorgeous double-page spread proves that Michigan sunsets can't be beat! We love how she drew colour inspiration from her photos. Orange is often reserved for autumnal layouts, but the natural tones of wood and the vintage BasicGrey paper create a stunning background for her magnificent photographs. Looks like this trip to Lake Macatawa was the perfect way to celebrate her 45th birthday!

## lovely sunset

BY JESSICA QUINN

**supplies** CARDSTOCK: Bazzill Basics; PATTERNED PAPER: BasicGrey, Prima Marketing, Simple Stories; PEN: Micron; STICKERS: BasicGrey, Crate Paper, Heidi Swapp; LETTER STICKERS: Crate Paper; EPHEMERA: Crate Paper, Kaisercraft, Prima Marketing, Vicki Boutin for American Crafts; ADHESIVE: 3M

**Puns can be so much fun!** These Lawn Fawn beavers are a hoot, and the scene Theory created is just so adorable. We especially love how she set the scene with her attention to detail on the log cabin and pretty clouds and grass.

## i love you so dam much

BY THEORY CHEA

**supplies** CARDSTOCK: Neenah, Simon Says Stamp; STAMPS, DIES: Lawn Fawn; INK: Ranger, Tsukineko; MARKERS/PEN: Copic, Gelly Roll; STENCILS: My Favorite Things; DIMENSIONAL GLAZE: Ranger; ADHESIVE: Beary Art

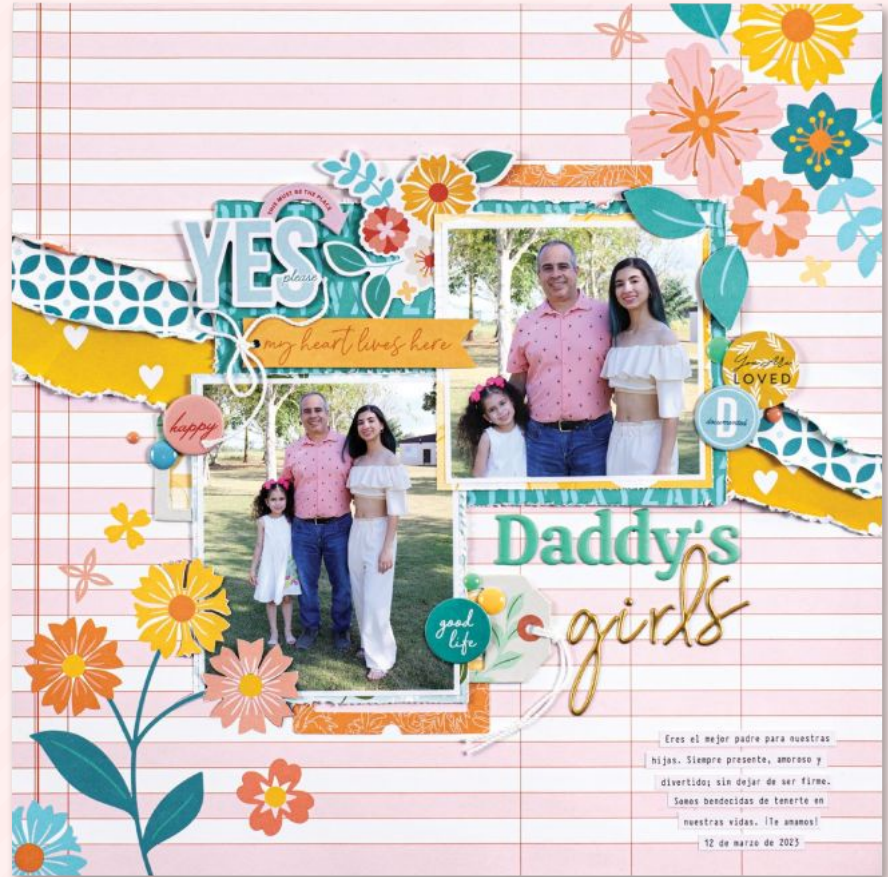


**Who says you can't use pink on a Father's Day layout?** Rebeca shows it's totally acceptable in this pretty layout featuring her daughters and their doting dad. I mean, he's wearing pink, so it's the perfect time to pull out the flowers! Rebeca also shows fantastic design sense with the swath of flowers from the bottom left to the top right, and we love the patterns peeking through the torn sections across the heart of the layout.

## daddy's girls

BY REBECA RUIZ

**supplies** CARDSTOCK: American Crafts; PATTERNED PAPER, CHIPBOARD, ENAMEL DOTS, EPHEMERA, LETTER STICKERS, STICKERS: Pinkfresh Studio; CROCHET THREAD: Aunt Lydia's; FONT: Typewriter Condensed; ADHESIVE: 3M, Scrapbook Adhesives by 3L



**Take some time this summer to create a layout featuring your favourite pets.** Stacy's layout is the perfect jumping off point to get you feeling inspired! Gather cute photos of your little sidekick and don't forget to include photos of the two of you (or your family) interacting. Add in varied colours and textures that complement the photos, and the result will be oh-so-sweet!

## you make my heart smile

BY STACY DAUBENBERGER

**supplies** PATTERNED PAPER: Carta Bella Paper, Catherine Pooler Designs; STAMPS, INK, DIES, SEQUINS, STENCILS: Catherine Pooler Designs; PAINT: Prima Marketing; FONT: Calibri; ADHESIVE: Bearly Art, Scrapbook Adhesives by 3L; OTHER: Baker's twine

Gloria's layout might seem familiar since she based it on our summer sketch. We loved it so much that we just had to feature it in our Inspiration Gallery! Not only are the photos totally cute, but her attention to detail is also a delight. We love the patterned tropical leaves and all the adorable ephemera. And did you notice her distressed and stitched sun rays? Super fantastic!

## so cool

BY GLORIA PARRA

**supplies** CARDSTOCK, PATTERNED PAPER, BRADS, CHIPBOARD, ENAMEL DOTS, EPHEMERA, FRAMES, LETTER STICKERS, STICKERS: Simple Stories; DIES: Echo Park Paper; PEN: Zebra Sarasa; PAPER DISTRESSER: Tim Holtz; ADHESIVE: Scrapbook.com

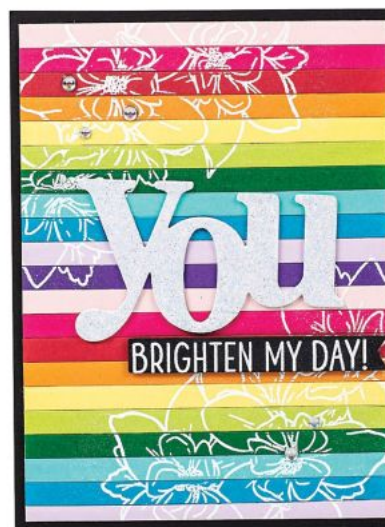


This delicious card folds out to display cool summer treats in an array of saturated summer colours. This would be a fun card to make AND to receive. We bet you can taste the orange, cherry, and lime popsicles!

## you're so sweet

BY BETSY GREEN

**supplies** CARDSTOCK, STAMPS, DIES, STENCILS: Concord & 9th; INK: Concord & 9th, Tsukineko; EMBOSSING POWDER: Ranger; ADHESIVE: Gina K. Designs, Scrapbook Adhesives by 3L



A card in the mail is surely a day brightener, but this card by BreAnn takes it up a notch! Cheerful stripes of saturated colour allow the floral stamp and sentiment in black and white to stand out. The black mat ties it all together fantastically

## you brighten my day!

BY BREANN LOVELAND

**supplies** CARDSTOCK, GLITTER CARDSTOCK, STAMPS, INK, DIES, EMBOSSING POWDER, ENAMEL DOTS, ADHESIVE: Hero Arts

There's something so intriguing about this layout that Lisa created. She branched off from a traditional scrapbook page look and dove into an eclectic collage design. Notice how she has gathered an adorable array of ephemera and stickers in pink, aqua, and yellow along with a cute photo of herself. One thing we especially love is how only two elements in her design break out of the main circle. It's a feast for the eyes!

## happy

BY LISA M. FEDERSPIEL

**supplies** PATTERNED PAPER: BoBunny, Felicity Jane; CHIPBOARD, LETTER STICKERS: Felicity Jane; ENAMEL DOTS, EPHEMERA, STICKERS: Maggie Holmes for Crate Paper; ADHESIVE: Scrapbook Adhesives by 3L, Scrapbook.com; OTHER: Circle cut file



Nothing says summer like sunshine and pool time! Betsy's cute twin granddaughters Skylar and Abby are ready for a day of splashing and cooling off in the desert heat of Nevada. Cute summer icons and bold summer colours further the theme of summer relaxation, and the white space above and below the photo really allow your eyes to drink in all the fun.

## summer

BY BETSY LEWITZKE

**supplies** CARDSTOCK: Echo Park Paper, Park Lane; PATTERNED PAPER, CHIPBOARD, ENAMEL DOTS: Echo Park Paper; PEN: Tombow; STICKERS: Bella Blvd, Echo Park Paper; ADHESIVE: Scrapbook Adhesives by 3L, Tombow, Tonic Studios

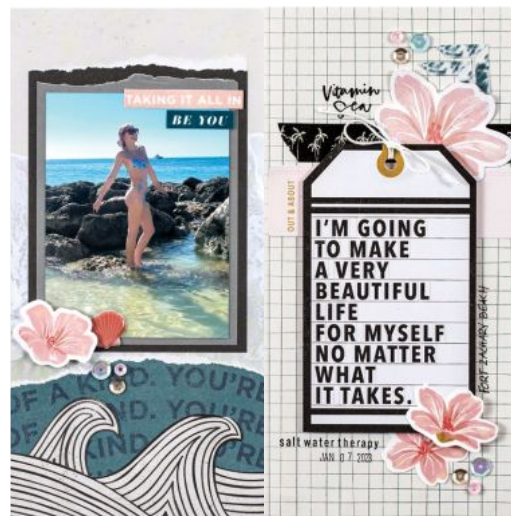
**Deb's gorgeous layout captures a fantastic photo** of Maddie looking so grown up as a junior bridesmaid. We are completely smitten with the damask background that matches her gown beautifully and the stunning floral cut file that complements Maddie's bouquet.

**Want to learn to back a cut file with patterned paper?** Don't miss Paige's Page on page 61.

## wonderful moments

BY DEB MCGEE

**supplies** CARDSTOCK: American Crafts, Bazill Basics; PATTERNED PAPER: Echo Park Paper; PEN: Sharpie; ENAMEL DOTS: We R Makers; CUT FILES: Anett Gelencser; ADHESIVE: Art Institute Glitter Glue, Scrapbook Adhesives by 3L



**Becky's submission appears to be a double-page spread, but it's actually a single page 12 x 12 layout (left)** as well as a companion Traveller's Notebook sized layout (right). She told us that she's currently doing a project where she's creating a 12 x 12 album of a trip she took with her youngest daughter, and when she creates her album pages, she also creates a smaller TN-sized album for her daughter. So clever!

## good vibes

BY BECKY POWELL REAMES

**supplies** CARDSTOCK: American Crafts; PATTERNED PAPER, DECORATIVE TAPE, EPHEMERA: Heidi Swapp; STAMPS: Felicity Jane, Kerri Bradford, Studio Calico; INK: Close To My Heart; SEQUINS: Spiegelmom Scraps; STICKERS: Heidi Swapp, Studio Calico; ADHESIVE: Kokuyo, Scrapbook.com; OTHER: Twine



There are many things to love about this adorable double-page layout by Rona. To begin with, the photos are just so cute. Now take a look at the journaling! It's a tutorial by Arabella (in her own words) on how to fish, and its ending of "WE CAUGHT ONE!" is so funny. Add in the perfect colour choices and gorgeous cut files, and this layout is a summertime showstopper.

## fishing 101 with arabella

BY RONA YARDLEY


**supplies** CARDSTOCK: Bazill Basics; PATTERNED PAPER: Doodlebug Design, Recollections; ENAMEL DOTS: Doodlebug Design; CUT FILES: Silhouette America; FONT: American Typewriter, Lavanderia; ADHESIVE: Therm O Web

Veronica Zalis is taking us on a deep-sea dive with this vibrant and magical die cut scene featuring stamps and dies from Honey Bee Stamps. We love her gorgeous colour choices, and the sentiment strikes just the right chord. It's almost like our very own scuba adventure in paper form!

## from the depths

BY VERONICA ZALIS

**supplies** CARDSTOCK: Concord & 9th; STAMPS, DIES: Honey Bee Stamps; INK: Concord & 9th, The Stamp Market; ADHESIVE: AdTech



Here's another sunburst layout based on our summer sketch that we just had to share with you! Sandra's whimsical sun rays are fun and sweet, perfect for highlighting a photo of some of the cutest rosy cheeks! The rainbow, hot air balloon, and butterfly continue the happy summer theme, and they also bring in the precious pink of baby's cheeks. So. So. CUTE!

## you are my sunshine

BY SANDRA MOTT

**supplies** CARDSTOCK: Bazzill Basics; PATTERNED PAPER, EPHEMERA: Bella Blvd; CUT FILES: Peartree Cutfiles; EMBROIDERY THREAD: DMC; ADHESIVE: 3M, Tombow; OTHER: Chipboard



It's possible that you were drawn to scrapbooking because you wanted to commemorate your wedding or the wedding of someone close to you. Debby's pretty layout is a wonderful example of preserving those precious memories. Lush flowers and sweet butterflies add a gorgeous feminine touch to these treasured photos.

## family

BY DEBBY RIENDEAU

**supplies** CARDSTOCK, ENAMEL DOTS: American Crafts; PATTERNED PAPER: P13; ACETATE WORD: C-Thru; DOILIES: Wilton; ADHESIVE: Art Institute Glitter Glue, Scrapbook Adhesives by 3L

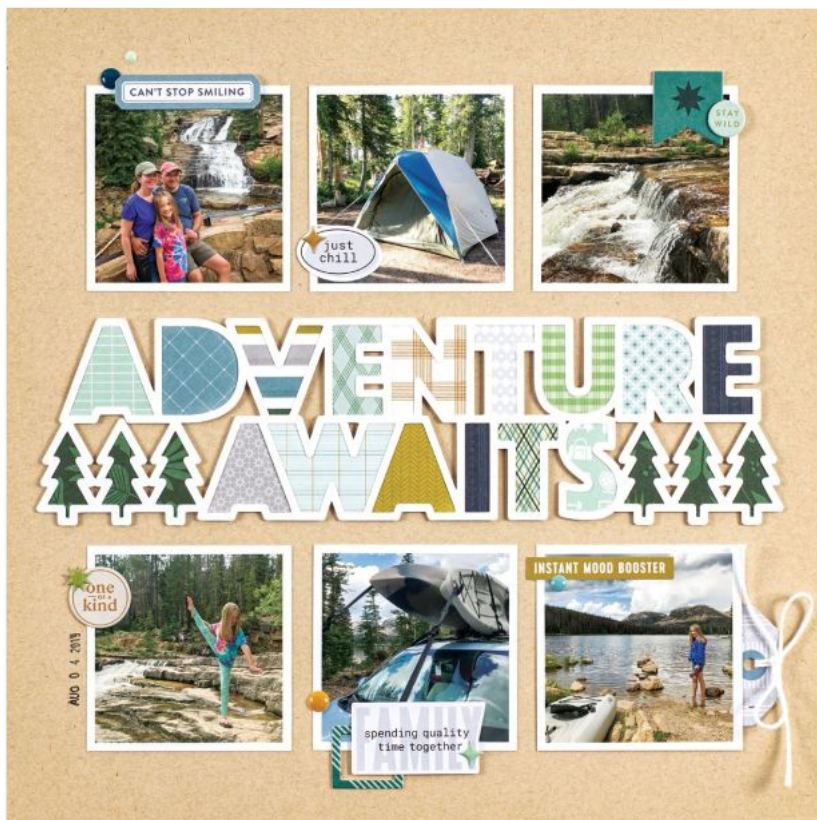


On a recent trip to Disney, Carrie asked friends ahead of time for recommendations for gluten free eating. A friend suggested one of her favourite treats: the churros in Animal Kingdom. The treats were delicious and the photos she snapped made for a wild and super cool 8½ x 11 layout! I mean, that safari Jeep is just TOO cute!

## safari churros

BY CARRIE SIMONDS

**supplies** CARDSTOCK: Close To My Heart; PATTERNED PAPER: Simple Stories; INK: Ranger; PEN: Gelly Roll; ENAMEL DOTS: Carta Bella Paper; STICKERS: Elle's Studio, Photoplay Paper, Simple Stories; EPHEMERA: Bramble Fox, Elle's Studio; ACRYLIC EMBELLISHMENTS, CUT FILES: STENCILS: Bramble Fox; TRIM: Hemp Twine; ADHESIVE: Bearly Art, Honey Bee Stamps, Scrapbook Adhesives by 3L, Scrapbook.com



As a resident of Utah, Michele is never too far from outdoor

adventures no matter the time of year! This awesome layout is just what the doctor ordered when it comes to camping, hiking, and national park excursions. We love how her cut file picks up on the colours in the photos and separates the two rows of photos. Cropping the photos the same size with a white outline gives this grid design the perfect balance!

## adventure awaits

BY MICHELE DUFFY

**supplies** CARDSTOCK: American Crafts; PATTERNED PAPER, CHIPBOARD, ENAMEL DOTS, EPHEMERA, STICKERS: Pinkfresh Studio; CUT FILES: Paige Evans; DIE CUT MACHINE: Cricut; TRIM: Doodlebug Design; ADHESIVE: Kokuyo, Therm O Web

### show us your work!

If you'd love to see your project in this article, check out our website for more information about how you can submit.

[scrapbookandcards.com/current-call](http://scrapbookandcards.com/current-call)